



**Sykes-Pickavant**<sup>®</sup>  
Specialist Tool Solutions



# PULLERS, SEPARATORS & TORQUE

PRODUCT CATALOGUE 2017

# INTRODUCTION

Sykes-Pickavant Pullers have played a major part in the success of the Sykes-Pickavant brand for almost 50 years. In this time product and range improvements have been a constant focus for the development team. Product performance and safety have always been key factors in the product evolution.

This latest version of the Puller Catalogue brings together all the recent exciting changes to the Puller Range.

## "1400" SERIES PULLERS



Early in 2016 we introduced the "1400" Series of pullers. This useful range of pullers is based on the successful "1500" Series which has been the backbone of the Sykes-Pickavant puller range for many years.

The series consists of a full range of twin/triple leg pullers and twin/triple leg combination kits which allows an upgrade option to hydraulic.

The design offers the same "Self-Grip" features of the Hydraulic "1500" Series and mostly uses standard components from the puller range. A mechanical screw is used in place of the "1500" ram which makes the series very cost effective and a great starting point for a puller range.

Extensive testing is a prerequisite for any Sykes-Pickavant innovation and these tests have proven that the "1400" Series pullers can safely achieve forces of up to 6 Tonnes without the need for the hydraulic ram option; however, if the ram power is required at a later date, the 15241400 can be used to convert the puller to work with the 1500 ram.

## HEX HEAD "1500" RAM FEATURE



The "1500" Ram has evolved to suit the needs of the user and is at the core of the Sykes-Pickavant puller range. Over the years improvements have been made to the performance of the ram as material and seal technologies have also improved.

The latest innovation is the addition of the "Hex Head" feature. The "1500" Ram can develop 8 tonnes of direct force to quickly resolve most difficult pulling applications, however in some applications it is useful to have a pre-load force applied prior to applying the hydraulic power of the ram; this pre-load would previously have been applied by hand using the knurled head portion of the ram. The new "Hex Head" feature makes it possible to increase this pre-load capability up to 4 tonnes with the use of a 30 mm wrench. This ensures that the puller is correctly positioned on the workpiece and all of the flex or slack is taken up prior to application of hydraulic power. Now, when the hydraulic power is applied the full force is achieved with little loss of ram travel. As the workpiece starts to release, more stroke and power can be applied to ensure a good safe removal is achieved.

## THIN JAW PULLER LEG EXTENSION SYSTEM



The key feature of the Thin Jaw range is, as the name suggest, the slim nature of the foot of the leg which provides access in small gaps where a conventional puller would struggle.

Extra puller reach has long been a desired improvement for use in difficult applications, however in the past this had not been possible without the introduction of longer legs. To overcome this issue, a new concept of leg extensions has been designed which allows the reach of each leg to be extended to achieve the desired length for the application. This system means that now only 1 x small leg size, and 1 x large leg size is needed to achieve the reach requirements with the simple addition of the new leg extension.

## CHANGES TO CURRENT PULLER LEG RANGE

 08612800



The Extender system is made up of 2 extender studs and 2 extender sleeves. The stud attaches to the top of the puller leg and the extension slips over to re-create the top form of the leg.

The whole assembly is made solid when attached to a puller beam and tightened securely and the extended leg assembly is now more rigid than the longer leg that this system replaces.



To provide an almost infinite extending capability, the leg can be further extended by attaching extra sets of extending parts.

 08602800

 08612800



Extra extenders are available to purchase individually under product numbers 08602800 and 08612800.

## BEARING SEPARATOR - INCREASED ACCESS



Sykes-Pickavant separators have kept the same design over many years and it was hard to see how to improve. This well-established design has always had the pulling rod connecting holes off-centre and close to the Separator clamping bolts; reducing the amount of flex within the assembly when under load. Many other designs of separator have the rod connecting holes in the centre, which increases the flex under load. However, we have recognised that although this is still true, having multiple rod connecting positions can offer more access solutions to the end user. With this in mind, the latest generation of separators have 3 hole positions, providing the user with every possibility of locating the separator in difficult access situations.

## OTHER ADDITIONS & IMPROVEMENTS

### New Kits

Following the introduction of new parts and technology, we have created a number of new kits to reflect these advances, especially in the Thin Jaw puller range. These are featured throughout the catalogue.

### Puller appearance improvements

The finish and appearance of the pullers has been reviewed and improvements to quality and consistency have been made. Chrome plating has replaced zinc plating on many parts and a high adhesion electrophoretic paint has also been introduced to many of the black components. The overall result produces a more consistent appearance, with improvements to puller durability.

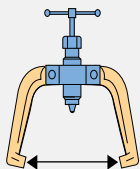
Sykes-Pickavant pullers are manufactured to a very high specification and subjected to rigorous testing - far exceeding their stated capacities.

The legs and beams are drop forged from high quality steel and then heat treated for extra strength and durability. Pullers are normally classified as either hydraulic or mechanical with many different types within these two styles.

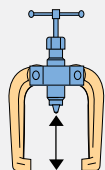


### Always use a 3 leg puller if possible.

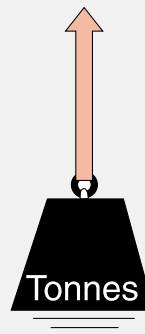
This gives a better load distribution and is much safer in use.



Decide what '**spread**' is required. This is determined by the width of the part to be pulled.



Decide what '**reach**' is required. This must be at least equal to or larger than the depth of the part which needs removal.



Estimate out what '**force**' is required. More force may be required for rusted parts or where there is a large area of surface contact. Hydraulic pullers enable maximum force to be applied with minimum effort. Alternatively, choose a puller whose force screw diameter is at least half the size of the shaft of the item to be removed. If in doubt, use the next largest - using an undersized puller will slow down the job and lead to frustration.



# CHOOSING THE RIGHT PULLER

## TYPES OF PULLER



### Hydraulic Pullers

These have a robust, grease-filled ram instead of a mechanical force screw, producing extra power with ease. The spring loaded plunger provides direct, non twisting application of thrust which is more effective and more secure.



### Blind Housing Bearing Removers

These operate without the need to dismantle machinery or remove the running shaft.



### Loadstar Hydraulic Pullers

Various styles available; Loadstar 8, 12 & 20 Tonne and Loadstar 'Plus' 20, 30 & 50 Tonne. For heavy duty pulling and extracting.



### Separators

For where all round support is required or where there is insufficient space for standard puller legs.



### Mechanical Pullers

These use a mechanical force screw.



### Slide Hammers

Used when there is no surface to push against, making a conventional puller unsuitable.



### Thin Jaw Pullers

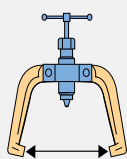
These have special legs for use where clearance is limited behind the gear or bearing race. Available in both hydraulic and mechanical.



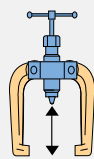
### Split Collet Extractors

For blind housing internal use. The split collet is pushed into the centre of the bearing and then expanded via the hex nut on the end of the collet.

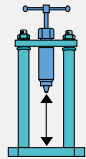
## QUICK REFERENCE GUIDE



Puller Spread  
Max mm



Puller Reach  
Max mm



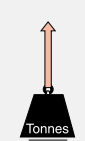
External Reach  
Max mm



Adaptor Diameter



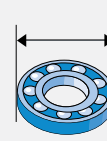
Leg Style



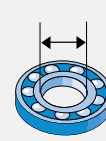
Safe Working Load  
(tonnes)



Ram Extension  
mm



Max. External Spread  
mm



Max. Internal Spread  
mm



Part No.

# CONTENTS

## 1400 SERIES

PG. 001 - 002



## MECHANICAL

PG. 003 - 025



## HYDRAULIC

PG. 026 - 049



## THIN JAW

PG. 050 - 061



## LOADSTAR

PG. 062 - 071





# 1400 SERIES

# MECHANICAL PULLERS

## 1400 SERIES

- For removing gears, races, bearings and sprockets on automotive / industrial applications.
- Mechanical screw can achieve up to six tonnes of force, combined with the proven strength of components from the market leading 1500 Series Pullers range, to create the ultimate affordable puller solution.
- Drop forged steel legs, beam and jaws.
- Heat treated for strength and durability.
- Can easily be upgraded to hydraulic power with the addition of the SP 15000000 8 tonne hydraulic ram and 15241400 centre nut - hydraulic.

### TWIN LEG KITS

Part No.	Description	Spread Min - Max mm	Reach Max mm
14240000	1400 Series Twin Leg Puller - 4"	50 - 100	100
14260000	1400 Series Twin Leg Puller - 6"	75 - 150	150
14280000	1400 Series Twin Leg Puller - 8"	100 - 200	200
14290000	1400 Series Twin Leg Puller - 10"	130 - 250	250


14240000



### TRIPLE LEG KITS

Part No.	Description	Spread Min - Max mm	Reach Max mm
14340000	1400 Series Triple Leg Puller - 4"	50 - 100	100
14360000	1400 Series Triple Leg Puller - 6"	75 - 150	150
14380000	1400 Series Triple Leg Puller - 8"	100 - 200	200
14390000	1400 Series Triple Leg Puller - 10"	130 - 250	250

14340000



Note: 1400 Series Mechanical Pullers Range can be used with air tools - ALWAYS GREASE SPINDLE



# MECHANICAL PULLERS

## COMBINATION KITS

SP 14500300

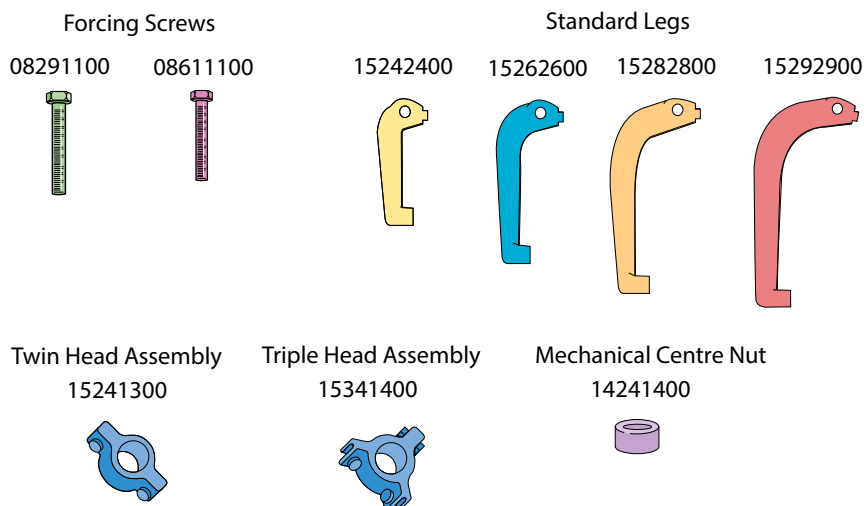
Part No.	Description	Spread Min - Max mm	Reach Max mm
14340500	1400 Series Twin / Triple Puller Kit - 4"	50 - 100	100
14360500	1400 Series Twin / Triple Puller Kit - 6"	75 - 150	150
14380500	1400 Series Twin / Triple Puller Kit - 8"	100 - 200	200
14390500	1400 Series Twin / Triple Puller Kit - 10"	130 - 250	250
14500300	1400 Series Twin / Triple Puller Kit - 4" & 6"	50 - 150	150



## 1400 SERIES KIT CONTENTS

Description	Part No.	Kit Contents												
		14240000	14260000	14280000	14290000	14340000	14360000	14380000	14390000	14340500	14360500	14380500	14390500	14500300
<b>Forcing Screw</b> 217mm M24 x 3.00	08611100	1	1			1	1			1	1			1
<b>Forcing Screw</b> 292mm M24 x 3.00	08291100			1	1			1	1			1	1	
<b>Centre Nut</b>	14241400	1	1	1	1	1	1	1	1	1	1	1	1	1
<b>Twin Head</b>	15241300	1	1	1	1					1	1	1	1	1
<b>Triple Head</b>	15341400					1	1	1	1	1	1	1	1	1
<b>Standard Leg</b> 100mm/4"	15242400	2				3				3				3
<b>Standard Leg</b> 150mm/6"	15262600		2				3				3			3
<b>Standard Leg</b> 200mm/8"	15282800			2				3				3		
<b>Standard Leg</b> 250mm/10"	15292900				2				3				3	
<b>Cardboard Box</b>	-	•	•	•	•	•	•	•	•	•	•	•	•	•

## 1400 SERIES KIT COMPONENT ILLUSTRATIONS







MECHANICAL

# MECHANICAL PULLERS



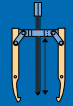
## MICRO PULLERS

### FAST FIT MICRO PULLER

- For rapid removal of small bearings.
- Covers a wide range of automotive and engineering applications including: alternators/generators, domestic appliances, power tools and pumps.
- Self-centring force screw with 'T' bar and 13mm hexagon drive.
- Drop forged legs with independent leaf springs.
- Securing collar tightens under load for positive, non slip pulling action.
- Suitable for ISO referenced bearings.
- 1 tonne capacity.

 **08215000**

#### Specifications

 Part No.	 Puller Spread Min - Max mm	 Puller Reach Max mm
08215000	19 - 45	73

#### Contents

Spare Parts Part No.	Qty	Description
08210300	1	Forcing Screw
08210400	1	Nose Piece Extension
08210570	3	Leg




 **08215000**

### 4 WAY MINI PULLER

- Ideal for windscreen wiper arms.
- Unique 4 way design allows for 4 different jaw widths to be selected.
- Reversible and interchangeable legs.
- Removable centrepiece for wider application coverage.
- Capacity from 19-36mm.

 **08245000**

#### 4 Assembly Options



 **08245000**



# MECHANICAL PULLERS

## MECHANICAL TWIN LEG PULLERS

- Two legs for removing gears, races, bearings and sprockets.
- Different leg styles available - see tables below.
- Automotive and industrial applications.
- Drop forged steel legs, beam and jaws.
- Heat treated for strength and durability.
- Can be upgraded for triple leg pulling.
- Supplied in cardboard box.
- See page 17 for kit contents.
- See page 20 for component illustrations.




 08300000 & 08310000



 08300000

## DOUBLE ENDED REVERSIBLE LEG PULLERS

### Specifications




Leg Style: Double Ended Reversible		Part No.	Spread Min - Max mm	Reach Max mm
		08300000	0 - 150	80
		08310000	0 - 200	140



 08310000

## STANDARD ADJUSTABLE LEG PULLERS

### Specifications

Leg Style: Standard Adjustable		Part No.	Spread Min - Max mm	Reach Max mm
		08320000	0 - 300	250
		08330000	0 - 350	380

 08320000 & 08330000




 08320000

 08330000

# MECHANICAL PULLERS

## MECHANICAL TRIPLE LEG PULLERS

- Three legs for removing gears, races, bearings and sprockets.
- Different leg styles available - see tables below.
- Automotive and industrial applications.
- Double ended legs for external use.
- Drop forged steel legs, beam and jaws.
- Heat treated for strength and durability.
- Supplied in cardboard box.
- See page 17 for kit contents.
- See page 20 for component illustrations.



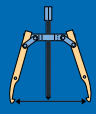
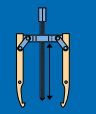
 **08270000 & 08280000**



 **08270000**

## DOUBLE ENDED REVERSIBLE LEG PULLERS

### Specifications

Leg Style: Double Ended Reversible		 Part No.	 Spread Min - Max mm	 Reach Max mm
Double ended legs for external use		08270000	0 - 150	80
		08280000	0 - 200	140




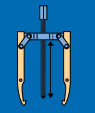


 **08280000**

## STANDARD ADJUSTABLE LEG PULLERS

 **08290000 & 08340000**

### Specifications

Leg Style: Standard Adjustable		 Part No.	 Spread Min - Max mm	 Reach Max mm
2 / 3 positions, adjustable legs for increased pulling options		08290000	0 - 300	250
		08340000	0 - 350	380



 **08290000**

 **08340000**

# MECHANICAL PULLERS



## TWIN / TRIPLE LEG MECHANICAL PULLERS

### GOLD TWIN/TRIPLE LEG PULLER

- For removing bearings, gears, pulleys and sprockets.
- 2 position adjustable legs for increased pulling options.
- Fine pitch force screw with built in 'T' bar for smooth operation.
- 1 tonne capacity.
- Supplied in cardboard box.

 **08230000**

#### Specifications

Leg Style		Part No.	Spread Max mm	Reach Max mm
Standard Adjustable		08230000	0 - 60	50






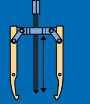
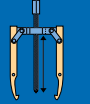
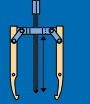
 **08230000**

### TWIN/TRIPLE REVERSIBLE LEG MECHANICAL PULLER KITS

- Twin and triple beams and double ended legs for a wide range of pulling options.
- See below for packaging options.
- See page 20 for component illustrations.

 **08280500**

#### Specifications

Leg Style: Double Ended Reversible		Part No.	Spread Min - Max mm	Reach Max mm	No. of Puller Combinations
		08270500	0 - 150	80	4
		08280500	0 - 200	140	4
		08490000	0 - 200	140	8
		08490300	0 - 200	140	8

#### Contents

Part No.	Spare Parts Part No.	Qty	Description	Packaging
08270500	08271100	1	Forcing Screw	Cardboard Box
	08271200	1	Twin Head	
	08271300	1	Triple Head	
	08271400	3	Leg Assembly-Reversible	
08280500	08281100	1	Forcing Screw	Cardboard Box
	08281200	1	Twin Head	
	08281300	1	Triple Head	
	08281400	3	Leg Assembly-Reversible	
08490000	Contains both kits 08270500 & 08280500			Metal Case
08490300	Contains both kits 08270500 & 08280500			Cardboard Box



 **08280500**

# MECHANICAL PULLERS

## MECHANICAL PULLER KIT

- Makes 12 separate mechanical 2 or 3 leg pullers.
- Twin and triple heads, double ended reversible and standard adjustable legs for a wide range of pulling options.
- Supplied in metal case.
- See page 20 for component illustrations.

**08420000**

### Specifications

Part No.	Spread Min - Max mm	Reach Max mm	No. of Puller Combinations
08420000	0 - 350	380	12



**08420000**

### Contents

Spare Parts Part No.	Qty	Description
08271100	1	Forcing Screw
08271200	1	Twin Head
08271300	1	Triple Head
08271400	3	Leg Assembly - Reversible
08281100	1	Forcing Screw
08281200	1	Twin Head
08281300	1	Triple Head

Spare Parts Part No.	Qty	Description
08281400	3	Leg Assembly - Reversible
08291100	1	Forcing Screw
08291200	1	Twin Head
08291300	1	Triple Head
08291400	3	Leg Assembly - Standard Adjustable
08331400	3	Leg Assembly - Standard Adjustable

## SEPARATORS

- Individual separators for removing and refitting bearings, etc.
- Can be used with any of the Sykes-Pickavant design of pullers where standard legs cannot gain access.
- Tapered jaws provide all round support.
- Supplied in Cardboard Box.



**09520000**

### Specifications

Part No.	External Spread Min - Max mm	Use with
09500000	10 - 55	Can be used with 08300000 Twin Leg Puller or 09400000 Twin Leg Pulling Unit
09510000	20 - 105	Use with 08310000 Twin Leg Puller or 09410000 Twin Leg Pulling Unit
09520000	35 - 140	Can be used with 08320000 & 08330000 Twin Leg Pullers or 09420000 Twin Leg Pulling Unit
09530000	50 - 175	Can be used with Sykes-Pickavant 'Loadstar' Heavy Duty Pullers or 09430000 Twin Leg Pulling Unit



**09510000**



# MECHANICAL PULLERS

## MECHANICAL PULLER & SEPARATOR KITS

### MECHANICAL PULLER & SEPARATOR KIT

- Makes 8 mechanical pullers with 2 separator options.
- Double ended reversible legs for a wide range of pulling options.
- Supplied in metal case.
- See page 21 for component illustrations.

**08490600**

#### Contents

Spare Parts Part No.	Qty	Description
08271100	1	Forcing Screw
08271400	3	Leg Assembly - Reversible
08281100	1	Forcing Screw
08281200	1	Twin Head
08281300	1	Triple Head
08281400	3	Leg - Double Ended Reversible
09500000	1	Separator 10-55mm
09510000	1	Separator 20-105mm
08271200	1	Twin Head
08271300	1	Triple Head

#### Specifications

Part No.	Spread Max mm	Reach Max mm	External Spread Max mm
08490600	200	140	105



**08490600**

### MECHANICAL PULLER & SEPARATOR KIT

- Makes 12 mechanical 2 or 3 leg pullers with 3 separator options.
- Twin and triple heads and double ended reversible legs for a wide range of pulling options.
- Supplied in cardboard box.
- See page 21 for component illustrations.

**08420600**

#### Specifications

Part No.	Spread Max mm	Reach Max mm	External Spread Max mm
08420600	350	380	140



**08420600**

#### Contents

Spare Parts Part No.	Qty	Description
08271100	1	Forcing Screw
08271200	1	Twin Head
08271300	1	Triple Head
08271400	3	Leg Assembly - Reversible
08281100	1	Forcing Screw
08281200	1	Twin Head
08281300	1	Triple Head
08281400	3	Leg Assembly - Reversible

Spare Parts Part No.	Qty	Description
08291100	1	Forcing Screw
08291200	1	Twin Head
08291300	1	Triple Head
08291400	3	Leg Assembly - Standard Adjustable
08331400	3	Leg Assembly - Standard Adjustable
09500000	1	Separator 10-55mm
09510000	1	Separator 20-105mm
09520000	1	Separator 35-140mm


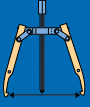
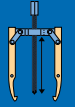
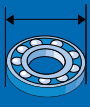
# MECHANICAL PULLERS

## MECHANICAL PULLER & SEPARATOR KIT

- Makes 9 mechanical 2 or 3 leg pullers and 1 separator.
- Supplied with metal display panel.
- Thin jaws enable access where clearance behind component is limited.
- Double ended legs for internal and external use.
- See page 21 for component illustrations.

 **08490500**

### Specifications

 Part No.	 Spread Max mm	 Reach Max mm	 External Spread Max mm
08490500	140	140	55

### Contents

Spare Parts Part No.	Qty	Description
08271100	1	Forcing Screw
08281100	2	Forcing Screw
08271200	1	Twin Head
08271300	1	Triple Head
08281200	1	Twin Beam
08281300	1	Triple Head
08271400	3	Leg Assembly - Reversible
08281400	3	Leg Assembly - Reversible
09500000	1	Separator 10-55mm
08601400	2	Leg 75mm - Thin Jaw
09301200	1	Twin Beam
09301500	2	Main Rod
15512800	1	Metal Display Panel 610mm X 457mm
08492900	1	Hook Kit






 **08490500**

## MECHANICAL EXTERNAL SEPARATOR KITS

- With tapered edge for insertion behind close fitting bearings, gears etc.
- Drop forged, high quality alloy steel, heat treated for strength and durability.
- Users should also use correct thread protector to fit bearing puller. See page 11.
- Each kit supplied in metal case.
- See page 21 for component illustrations.

### Specifications

 Part No.	 External Spread Min - Max mm	 External Reach Max mm	Upgrade
09300000	0 - 55	115	-
09310000	20 - 105	876	Can be upgraded for internal pulling by adding p/n 09350000
09320000	35 - 140	860	
09330000	50 - 175	760	



 09300000

Basic pulling units excluding the bearing separator can be supplied if required. These include a basic twin beam, screw, thrust nut, thrust race and main rod assembly.

These are related to kits described above as follows:

- Kit No. 09300000 = Pulling Unit No. 09400000
- Kit No. 09310000 = Pulling Unit No. 09410000
- Kit No. 09320000 = Pulling Unit No. 09420000
- Kit No. 09330000 = Pulling Unit No. 09430000

### Contents

Description	Qty	Kit Part No.			
		09300000	09310000	09320000	09330000
Beam	1	09301200	09311200	09321200	09331200
Screw/thrust nut	1	08281100	09311100	09321100	09331100
Thrust race	1	-	09312100	09322100	09332100
Main rods, nuts & washers	2	09301500	09311500	09321500	09331500
5" Extension rods	2	-	09312300	09322300	-
Extension rods	4	-	09311900	09321900	09331900
Separator	1	09500000	09510000	09520000	09530000



 09310000

# MECHANICAL PULLERS

## MECHANICAL INTERNAL RACE EXTRACTORS

### MECHANICAL INTERNAL EXTRACTOR KIT

- For the extraction of bushes, sleeves and bearings from blind housings, when the centre shaft has been removed and does not allow the use of a mechanical puller.
- Supplied in Cardboard Box.
- See page 21 for component illustrations.

 **09450000**



### INTERNAL RACE EXTRACTORS

 **09350000**

- Pulling attachment for Sykes-Pickavant bearing pullers, part numbers **09310000** and **09320000**.
- Users should also use correct thread protector to fit their bearing puller.
- Supplied in cardboard box.


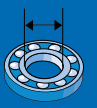
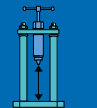
 **09360000**

- Pulling attachment for Sykes-Pickavant bearing pullers **09330000**.
- Users should also order correct thread protector to fit their bearing puller.
- Supplied in cardboard box.



 **09350000**

#### Specifications

 Part No.	 Internal Reach Min - Max mm	 External Reach Max mm	Use with	Use screw adaptor
09350000	40 - 150	100	09310000 Kit	none required
			09320000 Kit	09350100
09360000	75 - 230	150	09330000 Kit	09360100



 **09350100**

### THREAD PROTECTORS

When ordering an internal pulling attachment users should also order the correct thread protectors to fit their pulling unit or bearing puller kit.

Pulling Unit Part No. 09410000 Pulling Kit Part No. 09310000	Use thread protectors Part No. 09312000 (2)
Pulling Unit Part No. 09420000 Pulling Kit Part No. 09320000	Use thread protectors Part No. 09322000 (2)
Pulling Unit Part No. 09430000 Pulling Kit Part No. 09330000	Use thread protectors Part No. 09332000 (2)



 **09312000**

 **09322000**

 **09332000**



### SLIDE HAMMER PULLER KIT - COMBI PULL

- 3 straight legs, 3 cranked reversible legs for internal and external pulling.
- Adjustable cone ensures positive location, minimising risk of slippage.
- Supplied in cardboard box.
- See page 22 for component illustrations.

 08540000

#### Specifications

Part No.	Leg Style	External Spread Min - Max mm	Internal Spread Min - Max mm	External Reach Max mm
08540000	Straight	66 - 105	23 - 83	75
	Cranked	66 - 105	23 - 70	65

#### Contents

Spare Parts Part No.	Qty	Description
08541200	1	Twin Head
08541300	1	Triple Head
08541400	3	Leg - Straight
08541500	3	Leg - Small Cranked
08542100	1	Slide Hammer Assembly 1kg
08541800	1	Cone

### Combi Pull

A pulling system that offers versatility with many different puller combinations.

The system covers a wide range; automotive, industrial and engineering applications for bearings, gears, oil seals, bearing outer races and pinions.

Force screw operation produces approximately 1 tonne pressure via the 'T' bar handle.

The slide hammer allows the tool to be used where a conventional screw puller is not suitable due to the absence of a shaft.



 08540000

### SLIDE HAMMER PULLER KIT - COMBI PULL

- 16 different puller combinations and slide hammer operation.
- Force screw operation produces 1 tonne pressure.
- 3 straight legs, 3 cranked reversible legs.
- Internal/External.
- Includes 'T' bar and screw for manual operation.
- Supplied in metal case.
- See page 22 for component illustrations.

 08545000

#### Specifications

Part No.	Leg Style	External Spread Min - Max mm	Internal Spread Min - Max mm	External Reach Max mm
08545000	Straight	66 - 105	23 - 83	75
	Cranked	66 - 105	33 - 70	65



 08545000

#### Contents

Spare Parts Part No.	Qty	Description
08210300	1	Forcing Screw
08210400	1	Extension Piece
08541400	3	Leg - Straight
08541500	3	Leg - Small Cranked
08542100	1	Slide Hammer Assembly 1kg
08545270	1	Adaptor
08545300	1	Cone
08545400	1	Beam Twin
08545500	1	Beam Triple
08545100	1	Hollow Bolt

# MECHANICAL PULLERS

## SLIDE HAMMER & SPLIT COLLET EXTRACTORS

### SLIDE HAMMER PULLER KIT - COMBI PULL & SPLIT COLLETS EXTRACTOR

- 3 straight legs, 3 cranked reversible legs for internal and external pulling.
- 4 split collet internal extractors.
- Adjustable cone ensures positive location, minimising risk of slippage.
- Supplied in metal case.
- See page 22 for component illustrations.

SP 08540300



#### Specifications

Part No.	Leg Style	External Spread Min - Max mm	Internal Spread Min - Max mm	External Reach Max mm
08540300	Straight	66 - 105	23 - 83	75
	Cranked	66 - 105	23 - 70	65
	Split Collets	-	10 - 30	-

#### Contents

Spare Parts Part No.	Qty	Description
08540000	1	Slide Hammer Puller Set
09581100	1	Split Collet Extractor 10 - 12mm
09581200	1	Split Collet Extractor 12 - 17mm
09581300	1	Split Collet Extractor 19 - 22mm
09581400	1	Split Collet Extractor 22 - 30mm
09582000	1	Adaptor

### INTERNAL SPLIT COLLETS EXTRACTOR KIT

- Extract components quickly and efficiently when conventional pullers cannot be used.
- Removes gears, bearings, pinions, oil seals etc.
- Can be upgraded for twin/triple leg pulling.
- Additional twin beam pulling unit available part no. **09580500**.
- Supplied in metal case.
- See page 23 for component illustrations.

SP 09580000



#### Specifications

Part No.	Internal Spread Min - Max mm	Twin Beam Pulling Unit p/n 09580500	No. of Split Collet Extractors
09580000	6.5 - 60	Included	9

#### Contents

Spare Parts Part No.	Qty	Description
08542100	1	Slide Hammer Assembly
09580500	1	Pulling Unit
09580900	1	Split Collet Extractor 6.5 - 8mm
09581000	1	Split Collet Extractor 8.5 - 10mm
09581100	1	Split Collet Extractor 10 - 12mm
09581200	1	Split Collet Extractor 12 - 17mm
09581300	1	Split Collet Extractor 19 - 22mm
09581400	1	Split Collet Extractor 22 - 30mm
09581500	1	Split Collet Extractor 30 - 38mm
09581600	1	Split Collet Extractor 38 - 50mm
09581700	1	Split Collet Extractor 50 - 60mm
09582000	1	Adaptor

### INTERNAL EXTRACTOR KITS

- Extract components quickly and efficiently when conventional pullers cannot be used.
- Removes bearings, oil seals etc.
- See page 23 for component illustrations.



#### Contents

Description	Qty	Kit Part No.				
		09580100	09580200	09580300	09580400	
Slide Hammer Assembly 1kg	1	08542100	08542100	08542100	08542100	
Split Collet Extractor	Extractor 6.5 - 8mm	1	09580900	-	-	-
	Extractor 8.5 - 10mm	1	09581000	-	-	09581000
	Extractor 10 - 12mm	1	09581100	-	-	09581100
	Extractor 12 - 17mm	1	-	09581200	-	09581200
	Extractor 19 - 22mm	1	-	09581300	-	09581300
	Extractor 22 - 30mm	1	-	09581400	-	-
	Extractor 30 - 38mm	1	-	-	09581500	-
	Extractor 38 - 50mm	1	-	-	09581600	-
Extractor 50 - 60mm	1	-	-	09581700	-	
Adaptor	1	09582000	09582000	-	09582000	

#### Specifications

Part No.	Internal Spread Min - Max mm	No. of Split Collet Extractors	Upgrade
09580100	6.5 - 12	3	Twin Beam Pulling Unit p/n 09580500
09580200	12 - 17 & 19 - 30	3	
09580300	30 - 60	3	
09580400	8.5 - 17 & 19 - 22	4	

### TWIN BEAM PULLING UNIT

- Twin beam mechanical puller for use with Sykes-Pickavant split collet type internal extractors.
- Mechanical force screw can then be used to draw extractors in place of slide hammer.

09580500



### SLIDE HAMMER ASSEMBLY - 1KG

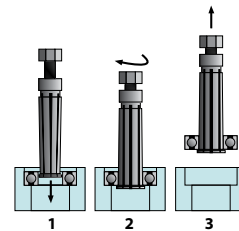
- For use with Sykes-Pickavant split collet type internal extractors.
- Hammer displacement 220mm.
- Hammer weight 1kg.

08542100



### SPLIT COLLET INTERNAL EXTRACTORS

- The split collet is pushed into the centre of the bearing and then expanded via the hex nut on the end of the collet until a secure grip is achieved. The slide hammer is then attached providing the necessary extracting force.



#### Specifications

Part No.	Internal Spread Min - Max mm	Part No.	Internal Spread Min - Max mm	Part No.	Internal Spread Min - Max mm
09580900*	6.5 - 8	09581200*	12 - 17	09581500	30 - 38
09581000*	8.5 - 10	09581300*	19 - 22	09581600	38 - 50
09581100*	10 - 12	09581400	22 - 30	09581700	50 - 60



\*To enable use with slide hammer additional part 09582000 (converter from M8 to 1/2" UNF) must be attached.

# MECHANICAL PULLERS

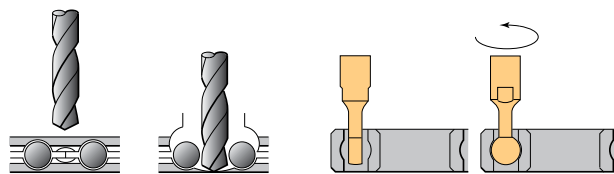
## MULTIPULL® BLIND HOUSING BEARING REMOVERS

These special pullers will remove blind housing bearings without the need to dismantle machinery or remove the running shaft.

- Positive seating allows even tension on inner and outer bearing rings, reducing resistance.
- Stabilisers reduce sideways movement and self-centre the puller.
- 3 kits cover a wide range of ISO bearings. (To identify kit for bearings without an ISO reference, refer to puller spread and adaptor diameter).
- Supplied in blow moulded case with foam.
- See page 24 for component illustrations.

### Specifications

Part No.	Min Spread mm	Max Spread mm	Adaptor Dia. mm	Puller Reach mm
09800000	20	95	5.5 - 8	125
09810000	20	117	5.5 - 12.5	415
09820000	56	210	16 - 31.75	490
ISO Bearing Designation				
09800000	6004 - 6010	6299 - 6205	6300 - 6302	
09810000	6004 - 6015	6200 - 6211	6300 - 6307	6403 - 6404
09820000		6212 - 6222	6308 - 6319	6405 - 6414



### Contents

Description	Qty	Kit Part No.			
		09800000	09810000	09820000	
Beam	1	09801200	09801200	09821200	
	1	-	09811200	-	
Screw	1	09801100	09801100	09311300	
	1	-	08281100	-	
Thrust Nut	1	-	-	09821400	
Thrust Washer	1	-	-	09821300	
Rod Assembly	2	09801500	09801500	09821500	
	2	-	09811500	-	
Rod Extensions	2	09801700 (95mm)	09801700 (95mm)	09821700 (195mm)	
	2	09801900 (30mm)	09801900 (30mm)	09821800 (295mm)	
	2	-	09811900 (95mm)	-	
	2	-	09812000 (195mm)	-	
Bearing Adaptors	No.1	2	09802100 (5.5mm)	09802100 (5.5mm)	-
	No.2	2	09802200 (6mm)	09802200 (6mm)	-
	No.3	2	09802300 (8mm)	09802300 (8mm)	-
	No.4	2	-	09812400 (9mm)	-
	No.5	2	-	09812500 (11mm)	-
	No.6	2	-	09812600 (12.5mm)	-
	No.7	2	-	-	09822700 (16mm)
	No.8	2	-	-	09822800 (19mm)
	No.9	2	-	-	09822900 (22mm)
	No.10	2	-	-	09823000 (25mm)
	No.11	2	-	-	09823100 (28mm)
	No.12	2	-	-	09823200 (31.75mm)

09800000

















09810000



09820000





MECHANICAL PULLER COMPONENT DIMENSIONS (ACTUAL)			
Image	Description	Part No.	Dimension
	Forcing Screw	66036100	130mm M12 x 1.75
		08271100	147mm M12 x 1.75
		08611100	217mm M24 x 3.00
		08281100	230mm M16 x 2.00
		08291100	292mm M24 x 3.00
		08611100	217mm M24 x 3.00
		09311300	305mm 3/4 x 12 BSF
		09321300	305mm 1" x 10 BSF
		09331300	380mm 1"1/4 x 12UNF
	Twin Head	08271200	75mm long M12
		08281200	110mm long M12
		08291200	165mm long M12
	Triple Head	08271300	38mm Radius M12
		08281300	55mm Radius M16
		08291300	38mm Radius M24
	Leg Assembly - reversible	08271400	124mm Long
		08281400	236mm Long
	Leg Assembly - adjustable	08291400	305mm Long
		08331400	437mm Long
	Twin Beam	08601200	118mm Long M12
		08611200	210mm Long M24
		08621200	285mm Long M24
	Triple Beam	08601300	59mm Radius M12
		08651300	125mm Radius M24
	Leg - Thin jaw	08601400	122mm Long (75mm working dimensions)
		08611400	215mm Long (150mm working dimensions)
	Leg Extension	08602800	48mm Long
		08612800	75mm Long
	Twin Beam	09301200	118mm Long M16
		09311200	205mm Long
		09321200	290mm Long M24
		09331200	330mm Long
	Main Rod	09301500	160mm Long (3/8" x 20 BSF)
		09311500	254mm Long (1/2" x 16 BSF)
		09321500	332mm Long (5/8" x 14 BSF)
		09331500	375mm Long (1" x 14 UNS)
	Extension Rod	09312300	125mm Long (1/2" x 16 BSF)
		09322300	152mm Long (5/8" x 14 BSF)
		09311900	285mm Long (1/2" x 16 BSF)
		09321900	272mm Long (5/8" x 14 BSF)
		09331900	304mm Long (1" x 14 UNS)
	Protector	09312000	63mm Long (1/2" x 16 BSF)
		09322000	38mm Long (5/8" x 14 BSF)
	Separator	09500000	10 - 55mm External Spread (3/8" x 20 BSF)
		09510000	20 - 105mm External Spread (1/2" x 16 BSF)
		09520000	35 - 140mm External Spread (5/8" x 14 BSF)
		09530000	50 - 175mm External Spread (1" x 14 UNS)

# MECHANICAL PULLERS

## MECHANICAL PULLER KIT CONTENTS

### MECHANICAL PULLERS & PULLER KITS

Description	Part No.	MECHANICAL PULLERS & PULLER KITS															
		08270000	08270500	08280000	08280500	08290000	08300000	08310000	08320000	08330000	08340000	08420000	08420600	08490000	08490300	08490500	08490600
Leg (Reversible)	08271400	3	3	-	-	-	2	-	-	-	-	3	3	3	3	3	3
	08281400	-	-	3	3	-	-	2	-	-	-	3	3	3	3	3	3
Leg (Std adjustable)	08291400	-	-	-	-	3	-	-	2	-	-	3	3	-	-	-	-
	08331400	-	-	-	-	-	-	-	-	2	3	3	3	-	-	-	-
Leg (Thin jaw)	08601400	-	-	-	-	-	-	-	-	-	-	-	-	-	-	2	-
Twin Head	08271200	-	1	-	-	-	1	-	-	-	-	1	1	1	1	1	1
	08281200	-	-	-	1	-	-	1	-	-	-	1	1	1	1	1	1
	08291200	-	-	-	-	-	-	-	1	1	-	1	1	-	-	-	-
Triple Head	08271300	1	1	-	-	-	-	-	-	-	-	1	1	1	1	1	1
	08281300	-	-	1	1	-	-	-	-	-	-	1	1	1	1	1	1
	08291300	-	-	-	-	1	-	-	-	-	1	1	1	-	-	-	-
Forcing Screw	08271100	1	1	-	-	-	1	-	-	-	-	1	1	1	1	1	1
	08281100	-	-	1	1	-	-	1	-	-	-	1	1	1	1	1	1
	08291100	-	-	-	-	1	-	-	1	1	1	1	1	-	-	-	-
Separator	09500000	-	-	-	-	-	-	-	-	-	-	1	-	-	-	1	1
	09510000	-	-	-	-	-	-	-	-	-	-	1	-	-	-	-	1
	09520000	-	-	-	-	-	-	-	-	-	-	1	-	-	-	-	-
Main Rod	09301500	-	-	-	-	-	-	-	-	-	-	-	-	-	-	2	-
Twin Beam	09301200	-	-	-	-	-	-	-	-	-	-	-	-	-	-	1	-
Metal Toolbox		-	-	-	-	-	-	-	-	-	-	•	-	•	-	-	•
Cardboard Box		•	•	•	•	•	•	•	•	•	•	-	•	-	•	-	-
Metal Display Panel		-	-	-	-	-	-	-	-	-	-	-	-	-	-	•	-

### THIN JAW PULLERS

Description	Part No.	THIN JAW PULLERS																
		08600000	08601000	08605300	08607000	08608000	08610000	08625000	08635000	08640000	08654400	08654500	08655000	08655400	08655500	09400300	09305300	09300500
Puller Gold Std	08230000	-	-	-	-	-	-	-	-	-	-	-	-	-	-	-	1	-
Forcing Screw	08271100	1	1	1	1	1	-	-	-	-	1	1	-	1	1	-	-	-
Twin Head	08271200	-	-	-	-	-	-	-	-	-	-	-	-	-	-	1	-	-
Triple Head	08271300	-	-	-	-	-	-	-	-	-	-	-	-	-	-	1	-	-
Leg - Double Ended Reversible	08271400	-	-	-	-	-	-	-	-	-	-	-	-	-	-	3	-	-
Forcing Screw	08281100	-	-	-	-	-	-	-	-	-	-	-	-	-	-	1	1	1
Forcing Screw	08291100	-	-	-	-	-	-	-	1	1	-	1	1	1	1	-	-	-
Twin Beam	08601200	1	-	1	1	-	-	-	-	-	1	1	-	1	1	-	-	-
Triple Beam	08601300	-	1	1	-	1	-	-	-	-	-	-	-	1	1	-	-	-
Leg 75mm - Thin Jaw	08601400	2	3	3	2	3	-	-	-	-	2	2	-	3	3	2	2	2
Extension	08601600	-	-	1	1	1	-	-	-	-	-	-	-	-	-	-	-	-
Thin Jaw Extension Set - 48mm	08602800	-	-	3	2	3	-	-	-	-	-	-	-	3	3	-	2	-
Forcing Screw	08611100	-	-	-	-	-	1	-	-	1	1	1	-	1	1	-	-	-
Twin Beam	08611200	-	-	-	-	-	1	-	1	-	1	1	-	1	1	-	-	-
Twin Beam	08621200	-	-	-	-	-	-	1	-	-	1	1	-	1	1	-	-	-
Triple Beam	08651300	-	-	-	-	-	-	-	-	1	1	1	1	1	1	-	-	-
Leg 150mm - Thin Jaw	08611400	-	-	-	-	-	2	2	2	3	3	3	3	3	3	-	-	-
Thin Jaw Extension Set - 75mm	08612800	-	-	-	-	-	-	2	2	-	3	3	3	3	3	-	-	-
Twin Beam	09301200	-	-	-	-	-	-	-	-	-	-	-	-	-	-	1	1	1
Main Rod	09301500	-	-	-	-	-	-	-	-	-	-	-	-	-	-	2	2	2
Separator 10-55mm	09500000	-	-	-	-	-	-	-	-	-	-	-	-	-	-	1	1	1
Forcing Screw	66036100	-	-	-	-	-	-	-	-	-	-	-	-	-	-	1	-	-

### MECHANICAL EXTERNAL SEPARATOR KITS

Description	Part No.	09300000	09310000	09320000	09330000
Screw/ Thrust nut	08281100	1	-	-	-
	09311100	-	1	-	-
	09321100	-	-	1	-
	09331100	-	-	-	1
Main Rods, Nuts & Washers	09301500	2	-	-	-
	09311500	-	2	-	-
	09321500	-	-	2	-
	09331500	-	-	-	2
Extension Rod	09223000	-	-	2	-
	09311900	-	4	-	-
	09312300	-	2	-	-
	09321900	-	-	4	-
	09331900	-	-	-	4
Twin Beam	09301200	1	-	-	-
	09311200	-	1	-	-
	09321200	-	-	1	-
	09331200	-	-	-	1
Thrust Race	09312100	-	1	-	-
	09322100	-	-	1	-
	09332100	-	-	-	1
Separator	09500000	1	-	-	-
	09510000	-	1	-	-
	09520000	-	-	1	-
	09530000	-	-	-	1

### SLIDE HAMMER PULLER & EXTRACTOR KITS


Description	Size (mm)	Part No.	08540000	08540300	08545000	09580000	09580100	09580200	09580300	09580400
Slide Hammer		08542100	1	1	1	1	1	1	1	1
Adaptor		09582000	-	1	-	1	1	1	-	1
Extractor	6.5 - 8	09580900	-	-	-	1	1	-	-	-
	8.5 - 10	09581000	-	-	-	1	1	-	-	1
	10 - 12	09581100	-	1	-	1	1	-	-	1
	12 - 17	09581200	-	1	-	1	-	1	-	1
	19 - 22	09581300	-	1	-	1	-	1	-	1
	22 - 30	09581400	-	1	-	1	-	1	-	-
	30 - 38	09581500	-	-	-	1	-	-	1	-
	38 - 50	09581600	-	-	-	1	-	-	1	-
50 - 60	09581700	-	-	-	1	-	-	1	-	
2 Way Beam		08541200	1	1	-	-	-	-	-	-
		08545400	-	-	1	-	-	-	-	-
3 Way Beam		08541300	1	1	-	-	-	-	-	-
		08545500	-	-	1	-	-	-	-	-
Adjustable Cone		08541800	1	1	-	-	-	-	-	-
		08545300	-	-	1	-	-	-	-	-
Straight Leg		08541400	1	1	1	-	-	-	-	
Cranked Leg		08541500	1	1	1	-	-	-	-	-
Forcing Screw		08210300	-	-	1	-	-	-	-	-
Extension		08210400	-	-	1	-	-	-	-	-
Pulling Unit		09580500	-	-	-	1	-	-	-	-
Nut		08545270	-	-	1	-	-	-	-	-
Hollow Bolt		08545100	-	-	1	-	-	-	-	-

# MECHANICAL PULLERS

## MECHANICAL PULLER COMPONENT ILLUSTRATIONS

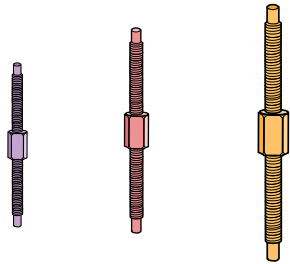
### Forcing Screws

08271100 08281100 08291100



### Screws Complete with Thrust Nut

09311100 09321100 09331100



### Twin Heads

08271200



08281200

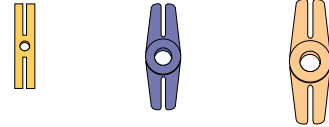


08291200

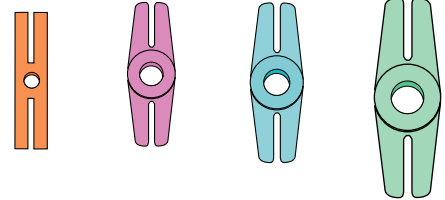


### Twin Beams

08601200 08611200 08621200

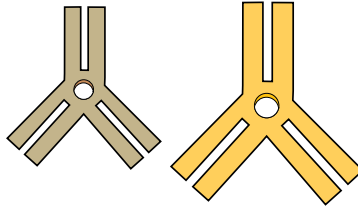


09301200 09311200 09321200 09331200



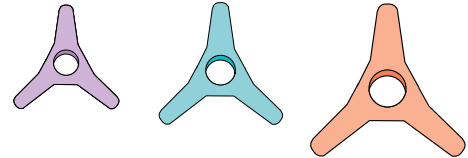
### Triple Beams

08601300 08651300



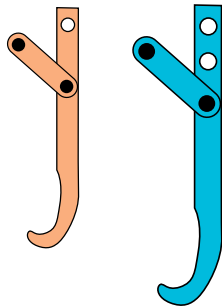
### Triple Heads

08271300 08281300 08291300



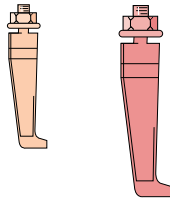
### Standard Adjustable Leg Assemblies

08291400 08331400



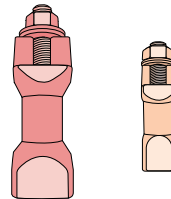
### Thin Jaw Leg Assemblies (Working Dimensions)

75mm 08601400 150mm 08611400



### Leg Extensions

116mm 08612800 74mm 08602800

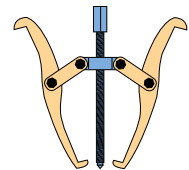


### Protectors

09312000  
09322000  
09332000

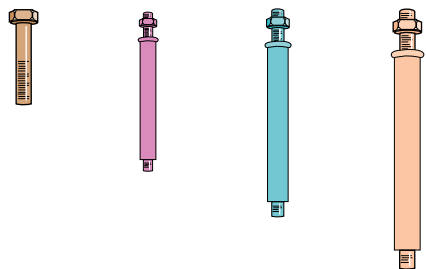


### Combination Twin/Triple Puller 66037500



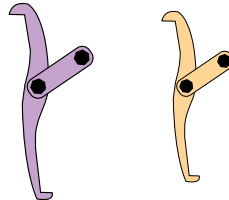
### Rod Assemblies

09301500 09311500 09321500 09331500



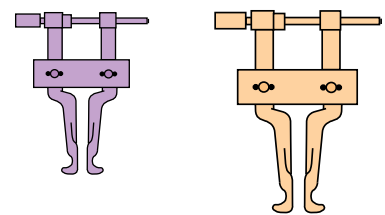
### Double Ended Reversible Leg Assemblies

08281400 08271400



### Internal Race Extractors

09350000 09360000



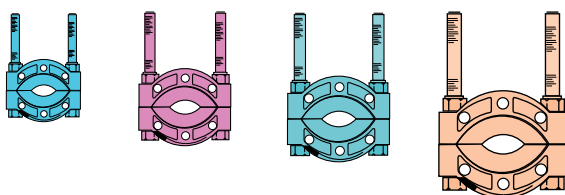
### Thrust Races

09312100 09322100 09332100

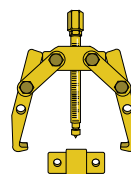


### Separators

09500000 09510000 09520000 09530000



### Gold Twin/Triple Leg Puller 08230000



### Rod Extensions

09312300 09322300



09311900



09321900



09331900



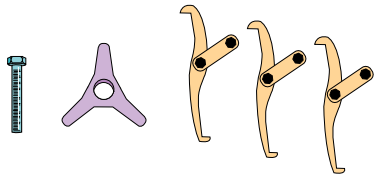


# MECHANICAL PULLERS

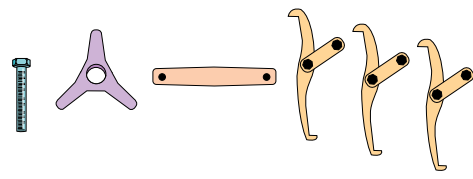
## MECHANICAL PULLER KIT BUILD



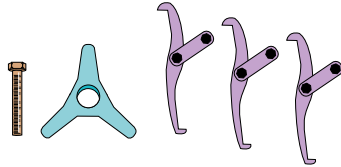
Part No. 08270000 (p.05)



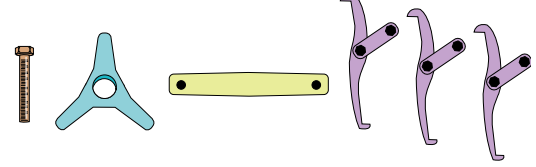
Part No. 08270500 (p.06)



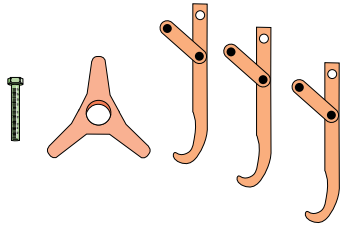
Part No. 08280000 (p.05)



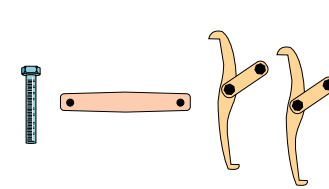
Part No. 08280500 (p.06)



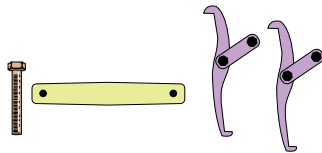
Part No. 08290000 (p.05)



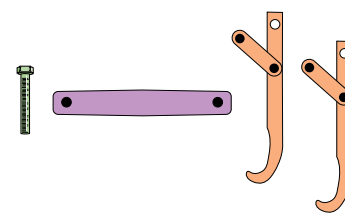
Part No. 08300000 (p.04)



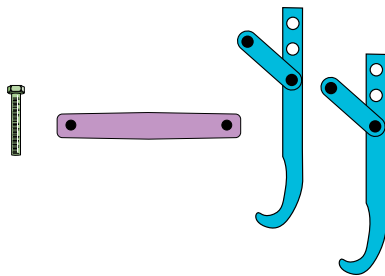
Part No. 08310000 (p.04)



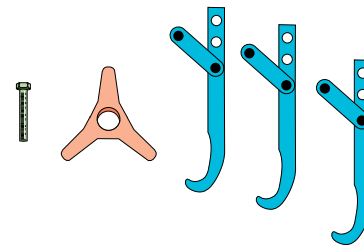
Part No. 08320000 (p.04)



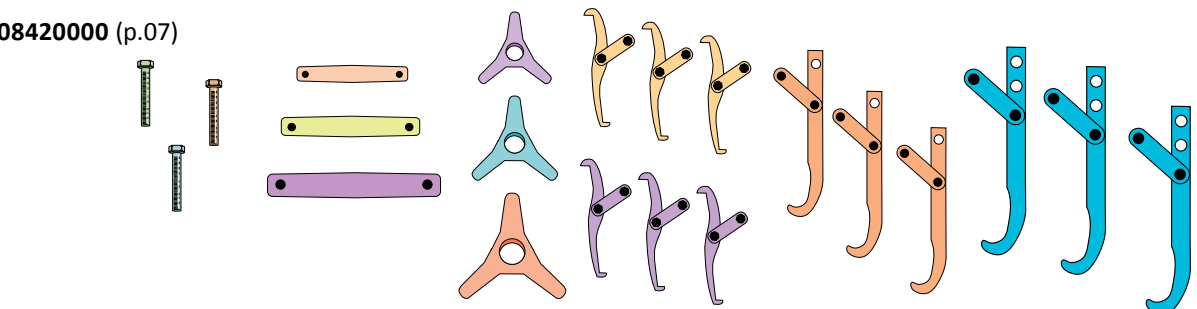
Part No. 08330000 (p.04)



Part No. 08340000 (p.05)



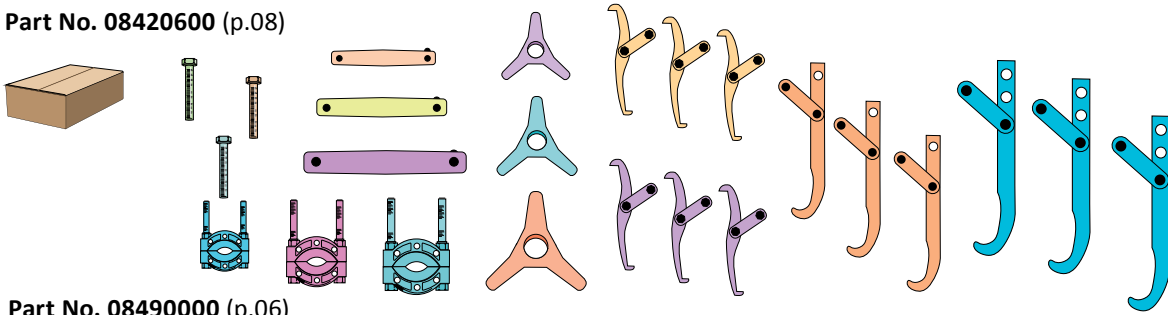
Part No. 08420000 (p.07)



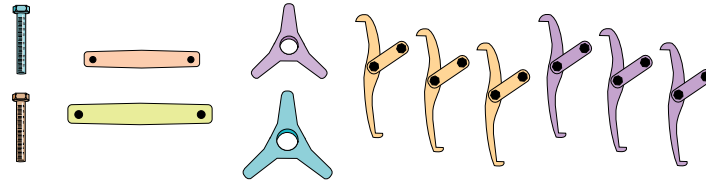
# MECHANICAL PULLERS

## MECHANICAL PULLER KIT BUILD

Part No. 08420600 (p.08)



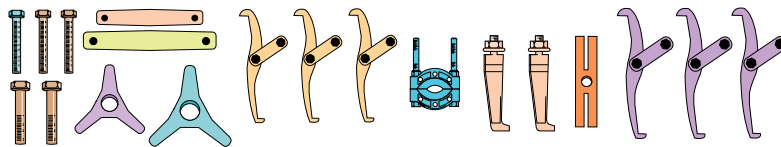
Part No. 08490000 (p.06)




Part No. 08490300 (p.06)



Part No. 08490500 (p.09 & p.25)



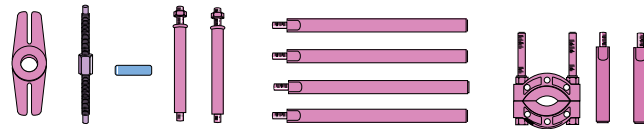
Part No. 09300000 (p.10)



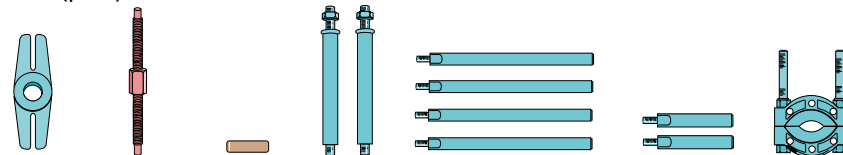
Part No. 08490600 (p.08)



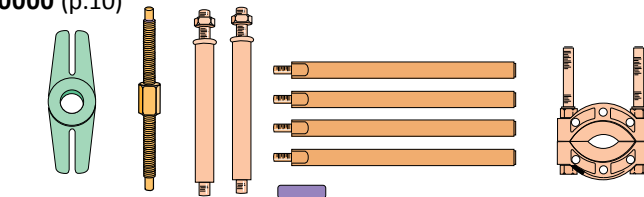
Part No. 09310000 (p.10)



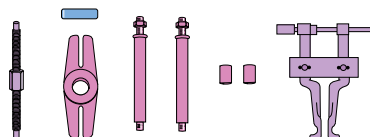
Part No. 09320000 (p.10)



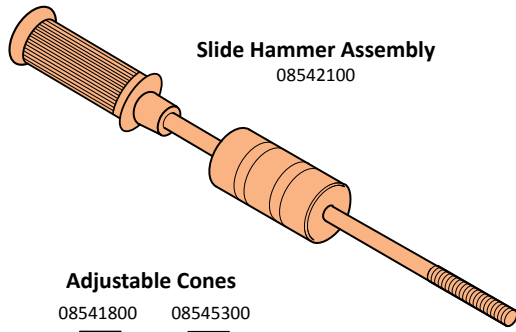
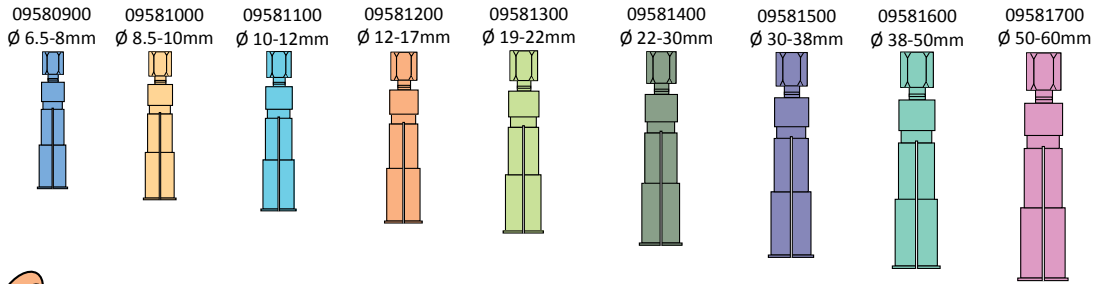
Part No. 09330000 (p.10)



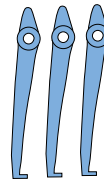
Part No. 09450000 (p.11)



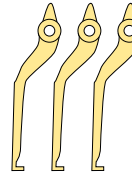
### Extractors



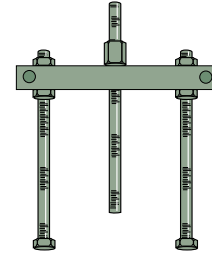
**Straight Legs**  
08541400



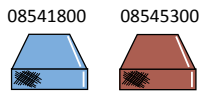
**Cranked Legs**  
08541500



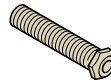
**Pulling Unit**  
09580500



**Adjustable Cones**



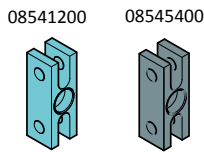
**Hollow Bolt**  
08545100




**Nut**  
08545270



**2 Way Beams**



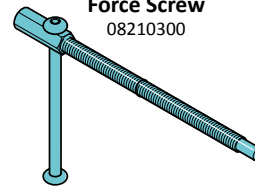
**3 Way Beams**



**Adaptor**  
09582000



**Force Screw**  
08210300

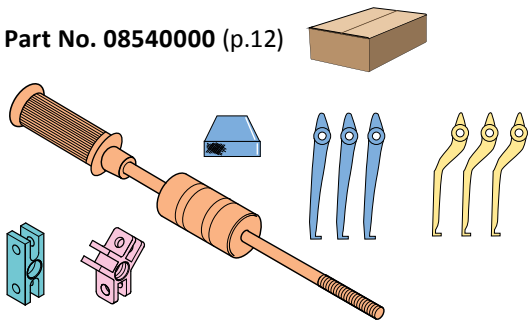


**Extension**  
08210400

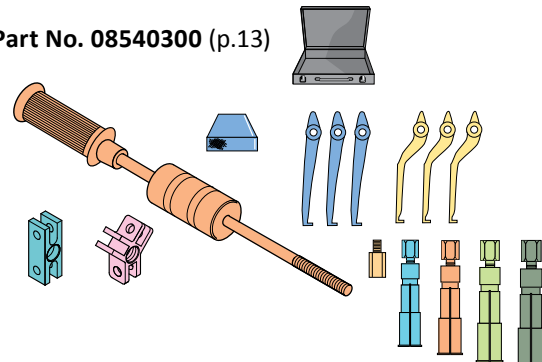


## SLIDE HAMMER & EXTRACTOR KIT BUILD

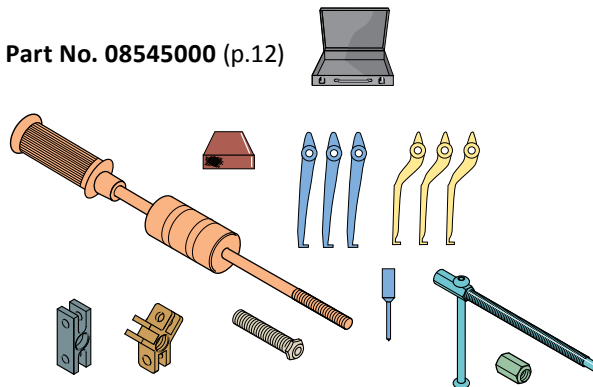
Part No. 08540000 (p.12)



Part No. 08540300 (p.13)



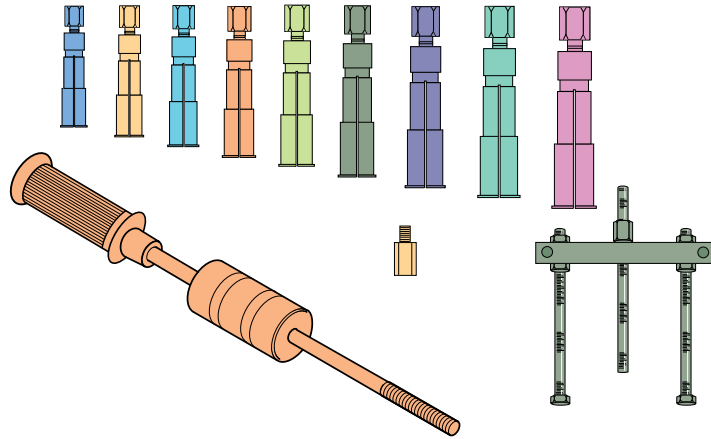
Part No. 08545000 (p.12)



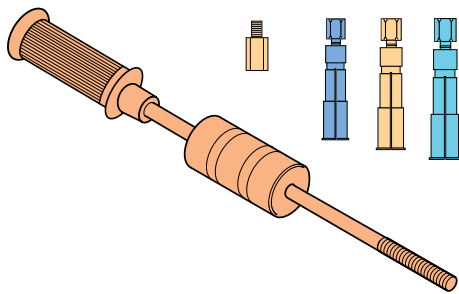
# MECHANICAL PULLERS

## MECHANICAL PULLER KIT BUILD

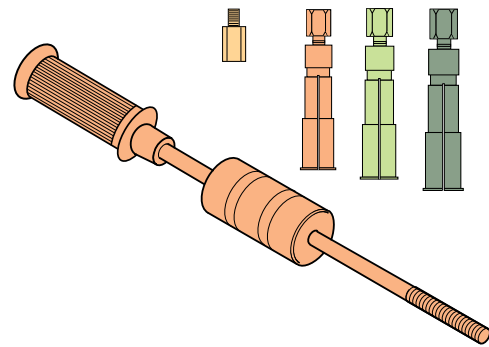
Part No. 09580000 (p.13)



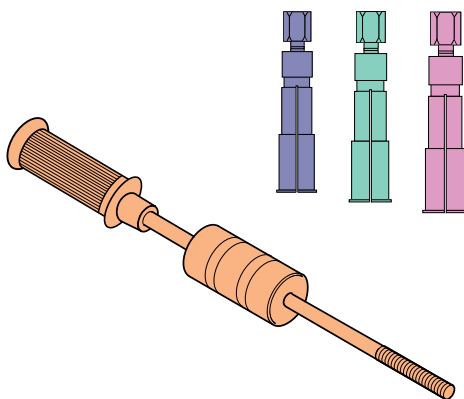
Part No. 09580100 (p.14)



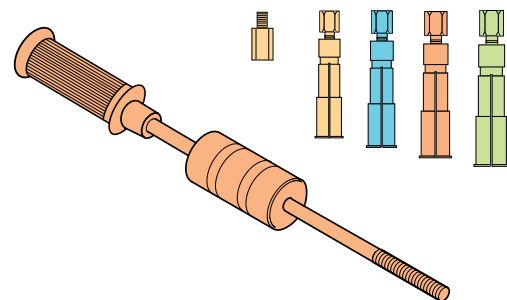
Part No. 09580200 (p.14)



Part No. 09580300 (p.14)



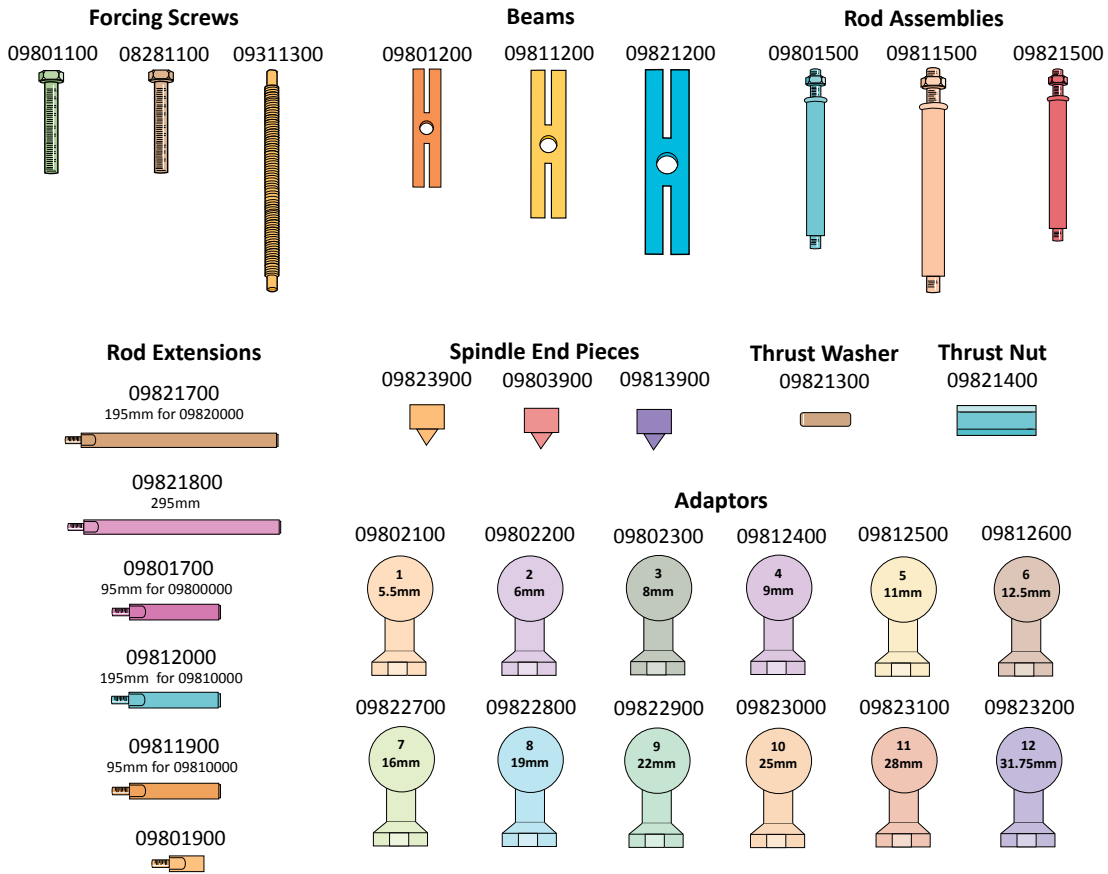
Part No. 09580400 (p.14)





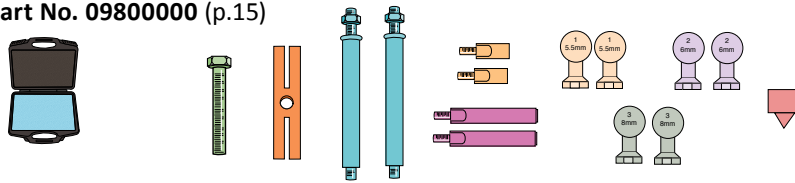
# MECHANICAL PULLERS

## MULTIPULL® COMPONENT ILLUSTRATIONS

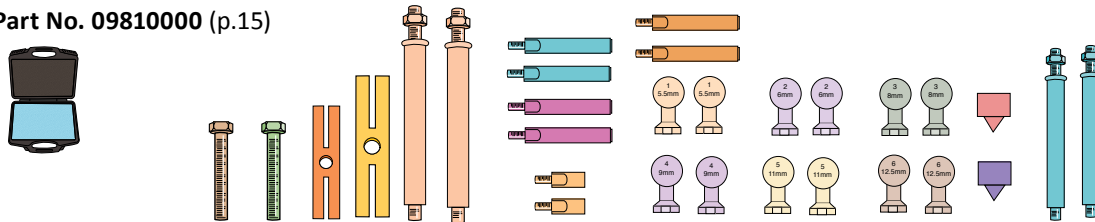


## MULTIPULL® KIT BUILD

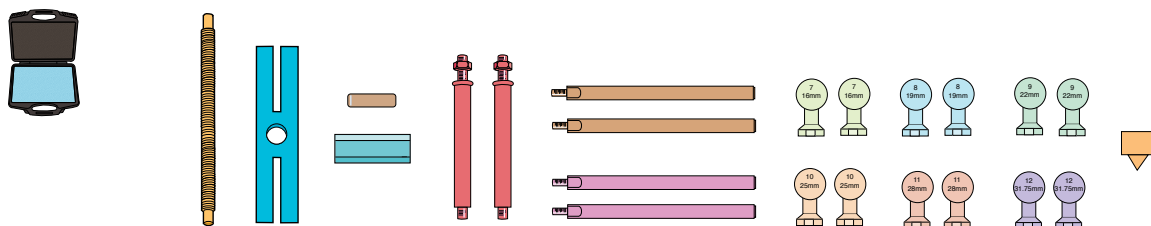
Part No. 09800000 (p.15)



Part No. 09810000 (p.15)



Part No. 09820000 (p.15)



# MECHANICAL PULLERS

## PULLER DISPLAY BOARDS

- For storage/display.
- Powder coated metal board with vinyl overlay.
- Panels and hooks are available separately.
- See page 21 for component illustrations.

## MECHANICAL PULLER & SEPARATOR KIT

 08490500

### Contents

Part No.	Qty	Description
08271100	1	Forcing Screw
08281100	2	Forcing Screw
08271200	1	Twin Beam
08271300	1	Triple Beam
08281200	1	Twin Beam
08281300	1	Triple Head
08271400	3	Leg Assembly - Reversible
08281400	3	Leg Assembly - Reversible
09500000	1	Separator 10-55mm
08601400	2	Leg 75mm - Thin Jaw
09301200	1	Twin Beam
09301500	2	Main Rod
15512800	1	Metal Display Panel 610mm X 457mm
08492900	1	Hook Kit



 08490500



HYDRAULIC

# HYDRAULIC PULLERS

## 1500 SERIES HYDRAULIC RAMS

 150000V2

**NEW**

### 1500 SERIES HYDRAULIC RAM

- New design includes pre-loading 30mm hex, 2" extension and foam cut out for storage.
- 1 1/2" thread.
- Grease filled.
- Direct force improves stability under load.
- Provides maximum withdrawal force of 80kN.
- New hex head makes it possible to increase pre-load capability up to 4 tonnes (with the use of a 30mm wrench).
- When hydraulic power is applied, the full force is achieved with little loss of ram travel.
- As the workpiece starts to release, more stroke and power can be applied to ensure a good safe removal.



#### Contents

Qty	Description
1	Hydraulic Ram
1	2" Extension
1	Nose Piece (15002700)

#### New Pre-Load Hex Feature



Supplied in box with foam insert to protect the thread when not in use.

### 1500 SERIES HYDRAULIC RAM REPAIR KIT

 15002400

#### Contents

Qty	Description
2	Seals
1	Grease
1	Installation Instructions



### 3" TO 1 1/2" REDUCER

 12003100

- Converter to allow all current ram models to work with the older 1200 series pullers.



### MANUAL FORCE SCREW

- Converts 1500 series hydraulic pullers to mechanical, using forcing screw and shock handle.
- In addition the Impact screw contains a floating plunger which can be tensioned with a hammer or air tools to give the additional benefit of a shock action. This assists the release of stubborn joints or taper fits.

#### Contents

Part No.	Qty	Description
08251900	1	Shock Handle 203mm
12731100	1	Impact Force Screw 285mm 1.5" X 16 BSW

Note: If using with air tools - ALWAYS GREASE SPINDLE




# HYDRAULIC PULLERS

## 1500 SERIES 8 TONNE EXTRA TRAVEL RAM

SP 150000XT

NEW



- Measurable 8 tonnes of pressure capacity.
- 85mm of travel allows for reduced setting operations and saves time.
- 4 x faster output operation than standard 1500 Series ram.
- Removable handle can be rotated 360°.
- Integrated pressure relief control valve opens at 8 tonnes and cannot be overloaded.
- Oil hydraulics work in any position - even upside down.
- Features piston with spring return.
- Compatible with the 1500 Series Puller Range where the 8 Tonne Hydraulic Ram is used.



### HYDRAULIC TWIN / TRIPLE LEG PULLERS

- Removes gears, bearings, pulleys and sprockets.
- Wide range of automotive and industrial applications.
- Powered by 1500 series hydraulic ram.
- Safe and easy to use.
- 8 tonnes of force with minimum effort.
- Easy to adjust.
- Non-twisting for improved stability.
- Supplied with nose piece for use on centred shafts.

### STANDARD TWIN LEG PULLERS

- Self centering and self locking.
- Redesigned legs, improving strength.
- Supplied in cardboard box.
- See page 42 for kit contents.
- See page 45 for component illustrations.

#### Specifications

Standard Leg			
Part No.	Puller Spread mm	Puller Reach Max mm	Ram Extension mm
15240000	50 - 100	100	50
15260000	75 - 150	150	100
15280000	100 - 200	200	150
15290000	130 - 250	250	150



**15280000**

### STANDARD TRIPLE LEG PULLERS

- Self centering and self locking.
- Redesigned legs, improving strength.
- Supplied in cardboard box.
- See page 42 for kit contents.
- See page 45 for component illustrations.

#### Specifications

Standard Leg			
Part No.	Puller Spread Min - Max mm	Puller Reach Max mm	Ram Extension mm
15340000	50 - 100	100	50
15360000	75 - 150	150	100
15380000	100 - 200	200	150
15390000	130 - 250	250	150



**15390000**

# HYDRAULIC PULLERS

## HYDRAULIC TWIN LEG PULLER KITS



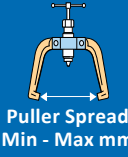
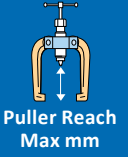

## Hydraulic 1500 Series

### HYDRAULIC TWIN LEG PULLER KIT

- Makes 2 different pullers.
- Self centering and self locking.
- Redesigned legs, improving strength.
- See page 45 for component illustrations.

 15490000

#### Specifications

 Standard Leg			
 Part No.	 Puller Spread Min - Max mm	 Puller Reach Max mm	 Ram Extension mm
15490000	75 - 100	150	50 / 100

#### Contents

Spare Parts Part No.	Qty	Description
15000000	1	Hydraulic Ram With Nose Piece
15241200	1	Twin Head
15242200	1	Ram Extension - 50mm
15242400	2	Leg 100mm
15262400	1	Ram Extension - 100mm
15262600	2	Leg 150mm



 15490000



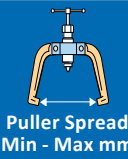
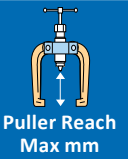

## HYDRAULIC TWIN/TRIPLE LEG PULLER KITS

### HYDRAULIC TWIN/TRIPLE LEG PULLER KIT

- Combination twin/triple leg puller kits complete with ram extensions, offer a wide range of pulling options.
- Makes 2 different twin/triple leg pullers.
- Wide range of kits to suit most applications.
- Supplied in cardboard box.
- See page 45 for component illustrations.

 15340500

#### Specifications

 Standard Leg			
 Part No.	 Puller Spread Min - Max mm	 Puller Reach Max mm	 Ram Extension mm
15340500	50 - 100	100	50



#### Contents

Spare Parts Part No.	Qty	Description
15000000	1	Hydraulic Ram With Nose Piece
15241200	1	Twin Head
15242200	1	Ram Extension - 50mm
15341300	1	Triple Head
15242400	3	Leg - 100mm

 15340500

# HYDRAULIC PULLERS

## HYDRAULIC TWIN/TRIPLE LEG PULLER KITS

## Hydraulic 1500 Series

### HYDRAULIC TWIN/TRIPLE LEG PULLER KITS

- Makes 3 different twin/triple leg pullers.
- Supplied in metal case (p/n 15500000) or in cardboard box (p/n 15500300).
- See page 45 for component illustrations.

#### SP 15500000 & 15500300

##### Specifications

Standard Leg			
Part No.	Puller Spread Min - Max mm	Puller Reach Max mm	Ram Extension mm
15500000	75 - 150	150	50 / 100
15500300	75 - 150	150	50 / 100

##### Contents for 15500000 and 15500300

Spare Parts Part No.	Qty	Description
15000000	1	Hydraulic Ram With Nose Piece
15241200	1	Twin Head
15341300	1	Triple Head
15242200	1	Ram Extension - 50mm
15262400	1	Ram Extension - 100mm
15242400	3	Leg - 100mm
15262600	3	Leg - 150mm



SP 15500300

### HYDRAULIC TWIN/TRIPLE LEG PULLER KIT

- Makes 6 different twin/triple leg pullers.
- Supplied in metal case.
- See page 45 for component illustrations.

#### SP 15500800

##### Specifications

Standard Leg			
Part No.	Puller Spread Min - Max mm	Puller Reach Max mm	Ram Extension mm
15500800	50 - 200	200	50 / 100



SP 15500800

##### Contents

Spare Parts Part No.	Qty	Description
15000000	1	Hydraulic Ram with Nose Piece
15241200	1	Twin Head
15341300	1	Triple Head
15242200	1	Ram Extension - 50mm
15262400	1	Ram Extension - 100mm
15242400	3	Leg - 100mm
15262600	3	Leg - 150mm
15282800	3	Leg - 200mm

# HYDRAULIC PULLERS

## HYDRAULIC TWIN/TRIPLE LEG PULLER KITS

## Hydraulic 1500 Series

### HYDRAULIC TWIN/TRIPLE LEG PULLER KIT

- Makes 8 different twin/triple leg pullers.
- Supplied with metal display panel.
- See page 46 for component illustrations.

**15510500**

#### Specifications

Standard Leg			
Part No.	Puller Spread Min - Max mm	Puller Reach Max mm	Ram Extension mm
15510500	50 - 250	250	50 / 100 / 150

#### Contents

Spare Parts Part No.	Qty	Description
15000000	1	Hydraulic Ram With Nose Piece
15241200	1	Twin Head
15341300	1	Triple Head
15242200	1	Ram Extension - 50mm
15262400	1	Ram Extension - 100mm
15272600	1	Ram Extension - 150mm
15242400	3	Leg - 100mm
15262600	3	Leg - 150mm
15282800	3	Leg - 200mm
15292900	3	Leg - 250mm (Extra Wide)

(610 x 457mm)



**15510500**

### HYDRAULIC TWIN/TRIPLE LEG PULLER KIT

- Makes 10 different twin/triple leg pullers.
- Supplied in metal case.
- See page 46 for component illustrations.

**15510000**

#### Specifications

Standard Leg			
Part No.	Puller Spread Min - Max mm	Puller Reach Max mm	Ram Extension mm
15510000	50 - 250	250	50 / 100 / 150



#### Contents

Spare Parts Part No.	Qty	Description
15000000	1	Hydraulic Ram With Nose Piece
15241200	1	Twin Head
15341300	1	Triple Head
15242200	1	Ram Extension - 50mm
15262400	1	Ram Extension - 100mm
15272600	1	Ram Extension - 150mm
15242400	3	Leg - 100mm
15262600	3	Leg - 150mm
15282800	3	Leg - 200mm
15292900	3	Leg - 250mm (extra wide)

# HYDRAULIC PULLERS

## HYDRAULIC SEPARATOR KITS

## Hydraulic 1500 Series




For individual separators see page 28 of Mechanical section

### HYDRAULIC SEPARATOR KIT

- Versatile tool where a long reach is required to draw a bearing from a shaft.
- Also available without hydraulic ram as kit **19310100** (in cardboard box).
- The tapered edges of the bearing separator provide all round support and can fit behind bearings where normal puller legs cannot gain access.
- Supplied in metal case.
- See page 47 for component illustrations.

#### **19310000**

##### Specifications

 Part No.	 External Spread Min - Max mm	 External Reach Max mm
19310000	20 - 105	876

##### Contents

Spare Parts Part No.	Qty	Description
15000000	1	Hydraulic Ram With Nose Piece
15262400	1	Ram Extension - 100mm
19311200	1	Twin Beam
09510000	1	Separator 20-105mm
09311500	2	Main Rod
09311900	4	Extension Rod
09312300	2	Extension Rod 125mm






 **19310000**

### HYDRAULIC SEPARATOR KIT - HEAVY DUTY

- Versatile tool where a long reach is required to draw a bearing from a shaft.
- Also available without hydraulic ram as kit 19320100 (in cardboard box).
- The tapered edges of the bearing separator provide all round support and can fit behind bearings where normal puller legs cannot gain access.
- Supplied in metal case.
- See page 47 for component illustrations.

#### **19320000**

##### Specifications

 Part No.	 External Spread Min - Max mm	 External Reach Max mm
19320000	35 - 140	863

##### Contents

Spare Parts Part No.	Qty	Description
15000000	1	Hydraulic Ram With Nose Piece
15272600	1	Ram Extension - 150mm
19321200	1	Twin Beam
09520000	1	Separator 35-140mm
09321500	2	Main Rod
09321900	4	Extension Rod
09322300	2	Extension Rod 125mm



 **19320000**



### HYDRAULIC PULLER & SEPARATOR KIT

- Makes 4 different twin/triple leg pullers, plus bearing separator kit.
- Supplied in metal case.
- See page 46 for component illustrations.

**SP 15520000**

#### Specifications

Standard Leg				
Part No.	Puller Spread Min - Max mm	Puller Reach Max mm	External Spread Min - Max mm	External Reach Max mm
15520000	50 - 150	150	20 - 105	876

#### Contents

Spare Parts Part No.	Qty	Description
15000000	1	Hydraulic Ram With Nose Piece
15241200	1	Twin Head
15341300	1	Triple Head
15242200	1	Ram Extension - 50mm
15262400	1	Ram Extension - 100mm
15242400	3	Leg - 100mm
15262600	3	Leg - 150mm
19311200	1	Twin Beam
09510000	1	Separator 20-105mm
09311500	2	Main Rod
09311900	4	Extension Rod
09312300	2	Extension Rod 125mm



**SP 15520000**

### HYDRAULIC PULLER & SEPARATOR KIT

- Makes 6 different twin/triple leg pullers, plus bearing separator kit.
- Supplied in metal case.
- See page 46 for component illustrations.

#### 15520800

#### Specifications

Standard Leg				
Part No.	Puller Spread Min - Max mm	Puller Reach Max mm	External Spread Min - Max mm	External Reach Max mm
15520800	50 - 200	200	20 - 105	876

#### Contents

Spare Parts Part No.	Qty	Description
15000000	1	Hydraulic Ram With Nose Piece
15241200	1	Twin Head
15341300	1	Triple Head
15242200	1	Ram Extension - 50mm
15262400	1	Ram Extension - 100mm
15242400	3	Leg - 100mm
15262600	3	Leg - 150mm
15282800	3	Leg - 200mm
19311200	1	Twin Beam
09510000	1	Separator 20-105mm
09311500	2	Main Rod
09311900	4	Extension Rod
09312300	2	Extension Rod 125mm



15520800

# HYDRAULIC PULLERS



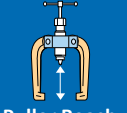
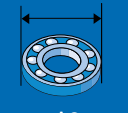
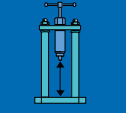
## HYDRAULIC PULLER & SEPARATOR KITS

- Makes 8 different twin/triple leg pullers, plus bearing separator kit.
- **155400V2** supplied in metal case.
- **155405V2** supplied with metal display panel.
- See page 46 for component illustrations.

## Hydraulic 1500 Series

### 155400V2 & 155405V2

#### Specifications

Standard Leg				
 Part No.	 Puller Spread Min - Max mm	 Puller Reach Max mm	 External Spread Min - Max mm	 External Reach Max mm
<b>155400V2</b>	50 - 250	200	20 - 105	876
<b>155405V2</b>	50 - 250	200	20 - 105	876

#### Contents for 155400V2 and 155405V2

Spare Parts Part No.	Qty	Description
15000000	1	Hydraulic Ram With Nose Piece
15241200	1	Twin Head
15341300	1	Triple Head
15242200	1	Ram Extension - 50mm
15262400	1	Ram Extension - 100mm
15272600	1	Ram Extension - 150mm
15242400	3	Leg - 100mm
15262600	3	Leg - 150mm
15282800	3	Leg - 200mm
15292900	3	Leg - 250mm (Extra Wide)
19311200	1	Twin Beam
09510000	1	Separator 20-105mm
09311500	2	Main Rod
09311900	4	Extension Rod
09312300	2	Extension Rod 125mm



 155405V2



 155400V2

### HYDRAULIC INTERNAL/EXTERNAL PULLER & SEPARATOR KIT

- For removing bearings and gears where access behind components is too restricted to use standard pullers.
- Drop forged, high quality steel, heat treated for strength and durability.
- Separators have tapered edge for insertion behind close fitting bearings, gears etc.
- Internal puller has screw adjustable legs for positive fit.
- Supplied in metal case.
- See page 47 for component illustrations.


#### 15600000

##### Specifications

Part No.	External Spread Min - Max mm	Internal Spread Min - Max mm	External Reach Max mm	Internal Reach Min - Max mm
15600000	35 - 145	40 - 150	863	40 - 150

##### Contents

Spare Parts Part No.	Qty	Description
15000000	1	Hydraulic Ram With Nose Piece
15272600	1	Ram Extension - 150mm
19321200	1	Beam
09520000	1	Separator 35-145mm
09321500	2	Main Rod
09321900	4	Extension Rod
09322300	2	Extension Rod 125mm
09350000	1	Internal Race Extractor
09311100	1	Forcing Screw C/W Nut
09312100	1	Thrust Race
09312200	1	Convertor
09322000	2	Protector



15600000



# HYDRAULIC PULLERS

## Hydraulic 1500 Series

### HYDRAULIC INTERNAL EXTRACTOR, PULLER & SEPARATOR KITS

- Makes 8 different twin/triple leg pullers, plus bearing separator kit and internal extractor kit.
- Supplied in metal case.
- See page 46 for component illustrations.

#### SP 155700V2

#### Specifications

Standard Leg					
Part No.	Puller Spread Min - Max mm	Puller Reach Max mm	External Spread Min - Max mm	External Reach Max mm	Internal Reach Min - Max mm
155700V2	20 - 200	250	20 - 105	876	40 - 150

#### Contents

Spare Parts Part No.	Qty	Description
15000000	1	Hydraulic Ram with Nose Piece
15241200	1	Twin Head
15341300	1	Triple Head
15242200	1	Ram Extension - 50mm
15262400	1	Ram Extension - 100mm
15272600	1	Ram Extension - 150mm
15242400	3	Leg - 100mm
15262600	3	Leg - 150mm
15282800	3	Leg - 200mm
15292900	3	Leg - 250mm (extra wide)
19311200	1	Twin Beam
09510000	1	Separator 20-105mm
09311500	2	Main Rod
09311900	4	Extension Rod
09312300	2	Extension Rod 125mm
09350000	1	Internal Race Extractor
09311100	1	Forcing Screw c/w Nut
09312100	1	Thrust Race
09312200	1	Converter
09312000	2	Protector



SP 155700V2



### HYDRAULIC INTERNAL EXTRACTOR, PULLER & SEPARATOR KIT

- Makes 8 different twin/triple leg pullers, plus heavy duty bearing separator kit and internal extractor kit.
- Supplied in metal case.
- See page 46 for component illustrations.

**155800V2**

#### Specifications

Standard Leg					
Part No.	Puller Spread Min - Max mm	Puller Reach Max mm	External Spread Min - Max mm	External Reach Max mm	Internal Reach Min - Max mm
155800V2	50 - 250	250	35 - 140	863	40 - 150

#### Contents

Spare Parts Part No.	Qty	Description
15000000	1	Hydraulic Ram With Nose Piece
15241200	1	Twin Head
15341300	1	Triple Head
15242200	1	Ram Extension - 50mm
15262400	1	Ram Extension - 100mm
15272600	1	Ram Extension - 150mm
15242400	3	Leg - 100mm
15262600	3	Leg - 150mm
15282800	3	Leg - 200mm
15292900	3	Leg - 250mm (Extra Wide)
19321200	1	Twin Beam
09520000	1	Separator 35-145mm
09321500	2	Main Rod
09321900	4	Extension Rod
09322300	2	Extension Rod 125mm
09350000	1	Internal Race Extractor
09311100	1	Forcing Screw C/W Nut
09312100	1	Thrust Race
09312200	1	Convertor
09322000	2	Protector





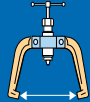
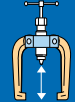
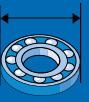

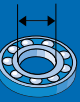
**155800V2**

### HYDRAULIC INTERNAL EXTRACTOR, PULLER & SEPARATOR KIT - MASTER SET

- Makes 8 different twin/triple leg pullers, plus heavy duty bearing separator kit and internal extractor kit.
- Supplied in metal case.
- See page 47 for component illustrations.

#### 155900V2

#### Specifications

 Standard Leg					
 Part No.	 Puller Spread Min - Max mm	 Puller Reach Max mm	 External Spread Min - Max mm	 External Reach Max mm	 Internal Reach Min - Max mm
155900V2	20 - 250	250	20 - 145	876	40 - 150

#### Contents

Spare Parts Part No.	Qty	Description
15000000	1	Hydraulic Ram With Nose Piece
15241200	1	Twin Head
15341300	1	Triple Head
15242200	1	Ram Extension - 50mm
15262400	1	Ram Extension - 100mm
15272600	1	Ram Extension - 150mm
15242400	3	Leg - 100mm
15262600	3	Leg - 150mm
15282800	3	Leg - 200mm
15292900	3	Leg - 250mm (Extra Wide)
19311200	1	Twin Beam
09510000	1	Separator 20-105mm
09311500	2	Main Rod

Spare Parts Part No.	Qty	Description
09311900	4	Extension Rod
09312300	2	Extension Rod 125mm
19321200	1	Twin Beam
09520000	1	Separator 35-145mm
09321500	2	Main Rod
09321900	4	Extension Rod
09322300	2	Extension Rod 125mm
09350000	1	Internal Race Extractor
09311100	1	Forcing Screw C/W Nut
09312100	1	Thrust Race
09312200	1	Converter
09312000	2	Protector
09322000	2	Protector



 155900V2

### HYDRAULIC INTERNAL EXTRACTOR, PULLER & SEPARATOR KIT WITH SLIDE HAMMER ON PANEL

- For removing bearings and gears where access behind components is too restricted to use standard pullers.
- Drop forged, high quality steel, heat treated for strength and durability.
- Extract components quickly and efficiently when conventional pullers can not be used.
- Slide Hammer with 7 split collet internal extractors.
- Supplied with metal display panel.
- See page 47 for component illustrations.

#### 19310500

##### Specifications

Part No.	External Spread Min - Max mm	Internal Reach Min - Max mm	External Reach Max mm
19310500	10 - 105	6.5 - 38	876

##### Contents

Spare Parts Part No.	Qty	Description
15000000	1	Hydraulic Ram With Nose Piece
19311200	1	Twin Beam
15262400	1	Ram Extension - 100mm
08601400	2	Leg 75mm - Thin Jaw
09500000	1	Separator 10-55mm
09510000	1	Separator 20-105mm
09311500	2	Main Rod
09311900	4	Extension Rod
09312300	2	Extension Rod 125mm
08542100	1	Slide Hammer
09580900	1	Split Collet Extractor 6.5 - 8mm
09581000	1	Split Collet Extractor 8.5 - 10mm
09581100	1	Split Collet Extractor 10 - 12mm
09581200	1	Split Collet Extractor 12 - 17mm
09581300	1	Split Collet Extractor 19 - 22mm
09581400	1	Split Collet Extractor 22 - 30mm
09581500	1	Split Collet Extractor 30 - 38mm
09582000	1	Adaptor
09301200	1	Twin Beam
09301500	2	Main Rod
08281100	1	Forcing Screw

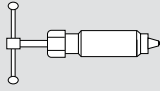









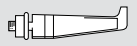



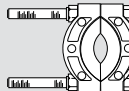



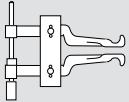





(610 x 457mm)



19310500

# HYDRAULIC PULLERS

## HYDRAULIC PULLER SPARE PARTS

HYDRAULIC PULLER COMPONENT DIMENSIONS (ACTUAL)			
Image	Description	Part No.	Dimension
	Hydraulic Ram with nose piece and 50mm Ram Extension (Nose Piece - 15002700) (Ram Extension - 15242200)	150000V2	1½" Dia. External
	Twin Head with centre nut (Centre Nut - 15241400)	15241200	1½" Dia. Internal
	Triple Head with centre nut (Centre Nut - 15241400)	15341300	1½" Dia. Internal
	Ram Extension	15242200	50mm (2")
	Ram Extension	15262400	100mm (4")
	Ram Extension	15272600	150mm (6")
	Standard Leg	15242400	165mm Long (100mm (4") Working Dimensions)
	Standard Leg	15262600	215mm Long (150mm (6") Working Dimensions)
	Wide Standard Leg	15282800	265mm Long (200mm (8") Working Dimensions)
	Wide Standard Leg	15292900	300mm Long (250mm (10") Working Dimensions)
	Leg - Thin Jaw	08611400	215mm Long (150mm (6") Working Dimensions)
	Leg Extension	08612800	75mm Long
	Twin Beam	18621200	290mm Long 1½" Dia. Internal
		19311200	210mm Long 1½" Dia. Internal
		19321200	290mm Long 1½" Dia. Internal
	Triple Beam	18651300	1½" Dia. Internal
	Separator	09500000	10-55mm (3/8" - 21/4")
		09510000	20-105mm (3/4" - 41/4")
		09520000	35-140mm (11/4" - 51/2")
	Main Rod	09311500	254mm long (1/2" x 16 BSF)
		09321500	332mm long (5/8" x 14 BSF)
	Extension Rod	09311900	285mm long (1/2" x 16 BSF)
		09321900	272mm long (5/8" x 14 BSF)
	Extension Rod	09312300	125mm long (1/2" x 16 BSF)
		09322300	152mm long (5/8" x 14 BSF)
	Internal Race Extractor	09350000	40 - 150mm
	Forcing Screw c/w Nut	09311100	Forcing Screw c/w Nut
	Thrust Race	09312100	38mm ø
	Beam Converter	09312200	50mm ø
	Protector	09312000	63mm long (1/2" x 16 BSF)
		09322000	38mm long (5/8" x 14 BSF)
	Twin Beam	08601200	118mm long

# HYDRAULIC PULLERS

## HYDRAULIC 1500 SERIES - KIT CONTENTS LIST

Spare Part No.																						
	Description	15000000	15241200	15341300	15341400	15242200	15262400	15272600	15242400	15262600	15282800	15292900	08611400	08602800	08612800	19311200	18621200	08601300	18651300	09510000	09311500	09311900
Standard Pullers	Hydraulic Ram (1 1/2" Ø) & nose piece	1	1			1			2													
15240000		1	1																			
15260000		1	1			1			2													
15280000		1	1					1		2												
15290000		1	1					1			2											
15340000		1		1	1				3													
15340500		1	1		1	1			3													
15360000		1		1			1			3												
15380000		1		1				1			3											
15390000		1		1				1				3										
Thin Jaw	Thin Jaw Leg 150mm* (6")											2			1							
18610000		1										2			1							
18625000		1						1				2		2		1						
18635000		1						1				2		2	1							
18640000		1				1						3						1				
18655000		1						1				3		3				1				
Puller Kits	Hydraulic Ram (1 1/2" Ø) & nose piece	1	1			1	1		2	2		2		2	1							
15405300		1	1			1	1		2	2		2		2	1							
15490000		1	1			1	1		2	2												
15500000		1	1		1	1	1		3	3												
15500300		1	1		1	1	1		3	3												
15500800		1	1		1	1	1		3	3	3											
15510000		1	1		1	1	1	1	3	3	3	3										
15510500		1	1		1	1	1	1	3	3	3	3										
15520000		1	1		1	1	1		3	3					1				1	2	4	
15520800		1	1		1	1	1		3	3	3				1				1	2	4	
15530500		2	1		1	1	1	1	3	3	3	3			1				1	2	4	
155400V2		1	1		1	1	1	1	3	3	3	3			1				1	2	4	
155405V2		1	1		1	1	1	1	3	3	3	3			1				1	2	4	
155700V2		1	1		1	1	1	1	3	3	3	3			1				1	2	4	
155800V2		1	1		1	1	1	1	3	3	3	3			1				1	2	4	
155900V2		1	1		1	1	1	1	3	3	3	3			1				1	2	4	
15600000		1						1														
18654400		1				1		1				3		3	1	1			1			
18655400		1				1		1				3	3	3	1	1	1	1				
18655500		1				1		1				3	3	3	1	1	1	1				
19310000		1					1								1					1	2	4
19310100															1					1	2	4
19310300		1										2			1					1	2	4
19310500		1													1					1	2	4
19320000		1						1							1					1	2	4
19320100																						
Kit Part No.	15000000	15241200	15341300	15341400	15242200	15262400	15272600	15242400	15262600	15282800	15292900	08611400	08602800	08612800	19311200	18621200	08601300	18651300	09510000	09311500	09311900	





## HYDRAULIC PULLER COMPONENT ILLUSTRATIONS

### Ram Extensions

150mm  
15272600



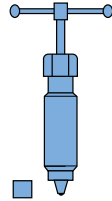
100mm  
15262400



50mm  
15242200



**Hydraulic Ram**  
complete with nose piece  
15000000



**Twin Head Assembly**  
15241200



**Triple Head Assembly**  
15341300




### Standard Legs (Working Dimensions)

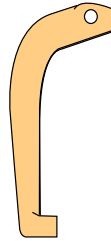
100mm (4")  
15242400



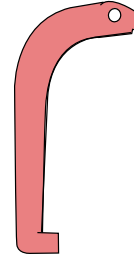
150mm (6")  
15262600



200mm (8")  
15282800

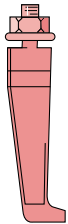


250mm (10")  
15292900

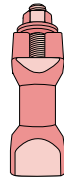


### Thin Jaw Legs (Working Dimensions)

150mm (6")  
08611400



**Leg Extension**  
116mm (4.6")  
08612800

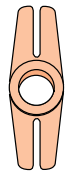


### Twin Beams

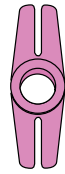
19321200



18621200




19311200

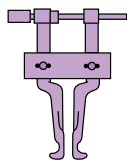


### Triple Beam

18651300



**Internal Race  
Extractor**  
09350000



**Protectors**  
09322000  
09312000



### Rod Assemblies

09321500

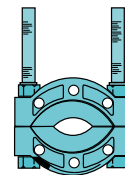


09311500

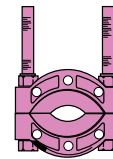


### Separators


09520000



09510000



**Screw**  
complete with thrust nut  
09311100



**Thrust Race**  
09312100



**Converter**  
09312200



### Rod Extensions

09311900



09312300



09321900



09322300

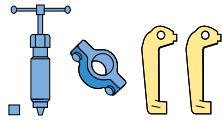


## HYDRAULIC PULLER KITS - TWIN LEG - KIT BUILD

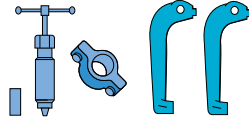
Part No. 15240000 - 15490000 (p.28 - p.29)



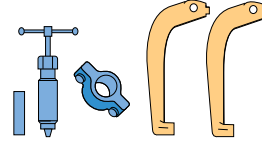
Part No. 15240000 (p.28)



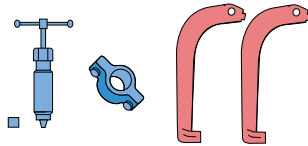
Part No. 15260000 (p.28)



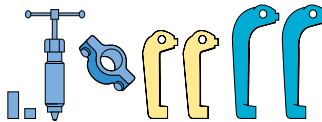
Part No. 15280000 (p.28)



Part No. 15290000 (p.28)



Part No. 15490000 (p.29)

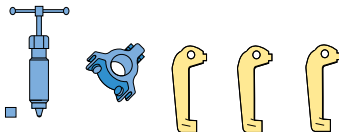


## HYDRAULIC PULLER KITS - TRIPLE LEG - KIT BUILD

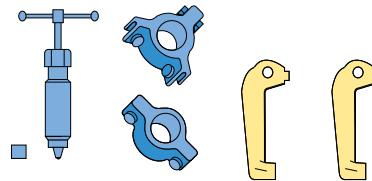
Part No. 15340000 - 15380000 (p.28 - p.29)



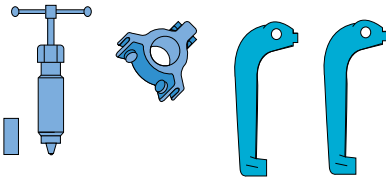
Part No. 15340000 (p.28)



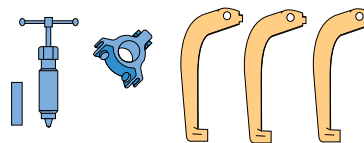
Part No. 15340500 (p.29)



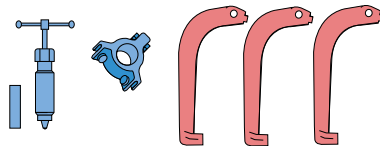
Part No. 15360000 (p.28)



Part No. 15380000 (p.28)



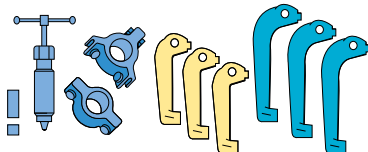
Part No. 15390000 (p.28)



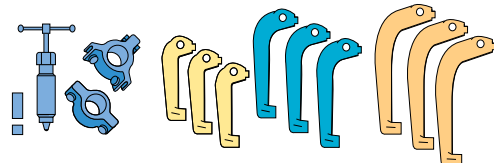
## HYDRAULIC PULLER KITS - TWIN/TRIPLE LEG - KIT BUILD

Part No. 15500300

(p.30)

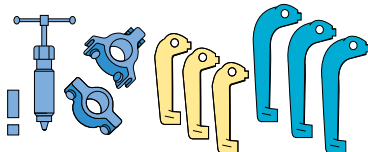


Part No. 15500800 (p.30)



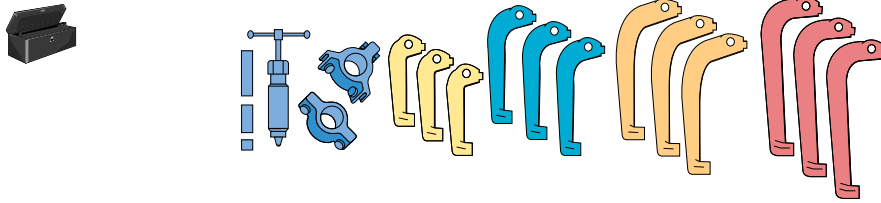
Part No. 15500000

(p.30)



## HYDRAULIC PULLER KITS - TWIN/TRIPLE LEG - KIT BUILD

Part No. 15510000 (p.31)




Part No. 15510500 (p.31 & p.48)




## TWIN/TRIPLE LEG PULLER/SEPARATOR KITS - KIT BUILD

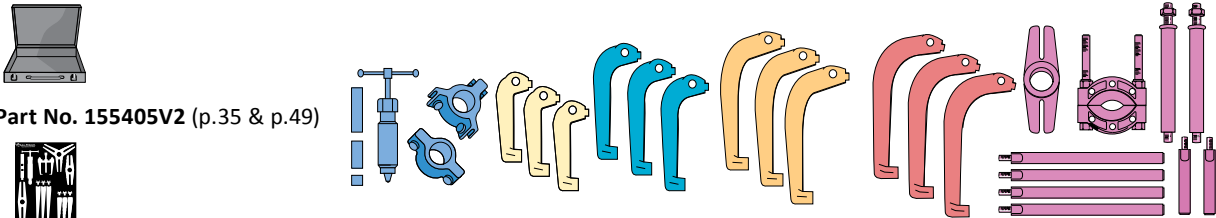
Part No. 15520000 (p.33)



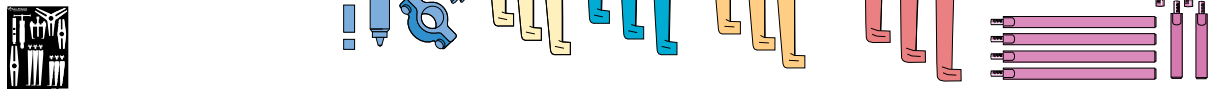
Part No. 15520800 (p.34)



Part No. 155400V2 (p.35)

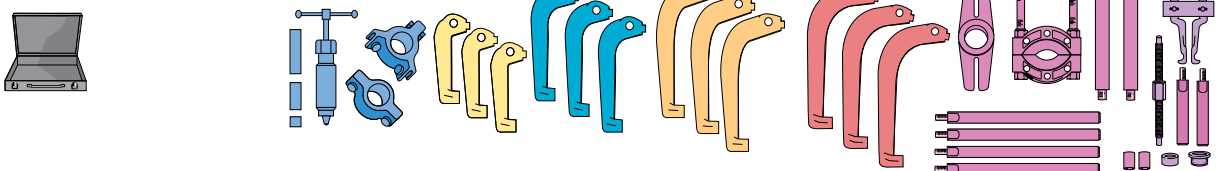


Part No. 155405V2 (p.35 & p.49)




## INTERNAL/EXTERNAL PULLER/SEPARATOR KITS - KIT BUILD

Part No. 155700V2 (p.37)

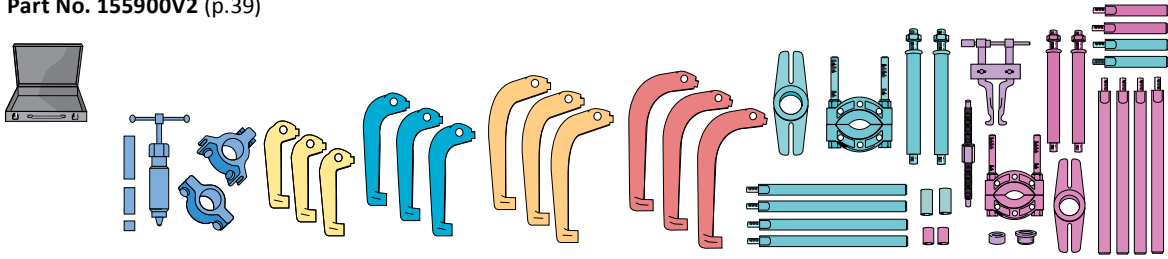


Part No. 155800V2 (p.38)

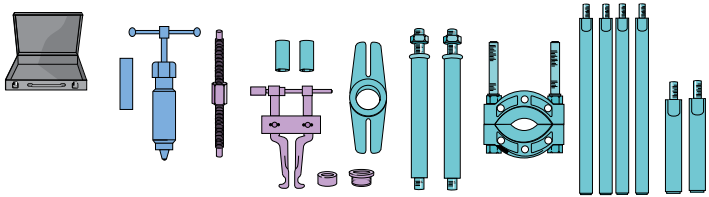


### INTERNAL/EXTERNAL PULLER/SEPARATOR KITS - KIT BUILD

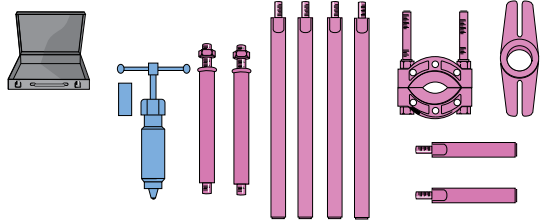
Part No. 155900V2 (p.39)



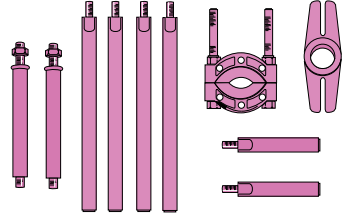
Part No. 1560000 (p.36)




Part No. 19310000 (p.32)



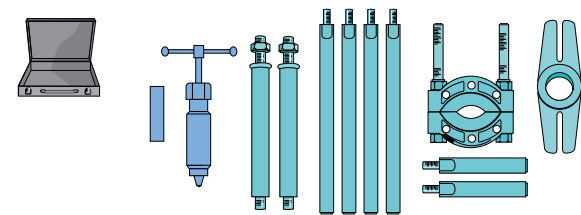
Part No. 19310100 (p.32)



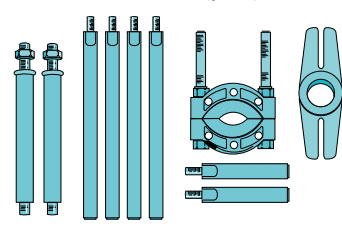
Part No. 19310500 (p.40 & p.48)



Part No. 19320000 (p.32)



Part No. 19320100 (p.32)





# HYDRAULIC PULLERS

## PULLER DISPLAY BOARDS

- Metal display panel; powder coated with vinyl overlay.
- Panels and hooks are available separately.
- See page 46 for component illustrations.

## HYDRAULIC PULLER KIT

 15510500

### Contents

Part No.	Qty	Description
15000000	1	Hydraulic Ram With Nose Piece
15241200	1	Twin Head
15341300	1	Triple Head
15242200	1	Ram Extension - 50mm
15262400	1	Ram Extension - 100mm
15272600	1	Ram Extension - 150mm
15242400	3	Leg - 100mm
15262600	3	Leg - 150mm
15282800	3	Leg - 200mm
15292900	3	Leg - 250mm
15512800	1	Metal Display Panel 610mm X 457mm
15512900	1	Hook Kit



 15510500

## HYDRAULIC INTERNAL EXTRACTOR PULLER & SEPARATOR KIT

WITH SLIDE HAMMER

 19310500

### Contents

Part No.	Qty	Description
15000000	1	Hydraulic Ram With Nose Piece
19311200	1	Twin Beam
15262400	1	Ram Extension - 100mm
08601400	2	Leg 75mm - Thin Jaw
09500000	1	Separator 10-55mm
09510000	1	Separator 20-105mm
09311500	2	Main Rod
09311900	4	Extension Rod
09312300	2	Extension Rod 125mm
08542100	1	Slide Hammer
09580900	1	Split Collet Extractor 6.5 - 8mm
09581000	1	Split Collet Extractor 8.5 - 10mm
09581100	1	Split Collet Extractor 10 - 12mm
09581200	1	Split Collet Extractor 12 - 17mm
09581300	1	Split Collet Extractor 19 - 22mm
09581400	1	Split Collet Extractor 22 - 30mm
09581500	1	Split Collet Extractor 30 - 38mm
09582000	1	Adaptor
09400000	1	Pulling Unit
15512800	1	Metal Display Panel 610mm X 457mm
19312900	1	Hook Kit



 19310500

# HYDRAULIC PULLERS

## HYDRAULIC PULLER & SEPARATOR KIT

 155405V2

### Contents for 155400V2 and 155405V2

Spare Parts Part No.	Qty	Description
15000000	1	Hydraulic Ram With Nose Piece
15241200	1	Twin Head
15341300	1	Triple Head
15242200	1	Ram Extension - 50mm
15262400	1	Ram Extension - 100mm
15272600	1	Ram Extension - 150mm
15242400	3	Leg - 100mm
15262600	3	Leg - 150mm
15282800	3	Leg - 200mm
15292900	3	Leg - 250mm (Extra Wide)
19311200	1	Twin Beam
09510000	1	Separator 20-105mm
09311500	2	Main Rod
09311900	4	Extension Rod
09312300	2	Extension Rod 125mm



 155405V2

## COMPREHENSIVE HYDRAULIC PULLER/SEPARATOR/EXTRACTOR KIT

 15530500

- Combines p/n **15510500** and **19310500** (opposite) to make the most comprehensive set of pulling, separating and extracting options available.
- Ideal workshop set for applications where a wide variety of pulling and extracting problems are likely to be encountered on daily basis.
- Supplied on 2 x metal display panels for ease of use and access.
- Refer to the contents lists opposite.
- See pages 46 & 47 for component illustrations.



 15510500



 19310500









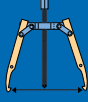
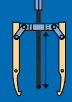

THIN JAW

# MECHANICAL PULLERS

## TWIN LEG MECHANICAL PULLERS

- Two legs for removing gears, races, bearings and sprockets.
- Automotive and industrial applications.
- Drop forged steel legs, beam and jaws.
- Heat treated for strength and durability.
- Can be upgraded for triple leg pulling.
- Supplied in cardboard box.
- See page 57 for kit contents.
- See page 60 for component illustrations.

### Specifications

Leg Style: Thin Jaw		 Part No.	 Spread Min - Max mm	 Reach Max mm
Thin jaws enable access where clearance behind components is limited		08600000	0 - 75	80
		08607000	0 - 75	130
		08610000	0 - 150	150
		08625000	0 - 225	225
		08635000	0 - 150	225



### Thin Jaw Leg

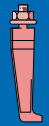


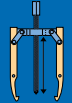
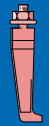
Manufactured to the same high specification as the standard leg and using the same materials, but designed for use where clearance is limited.



## TRIPLE LEG MECHANICAL PULLERS

- Three legs for removing gears, races, bearings and sprockets.
- Different leg styles available - see table below.
- Automotive and industrial applications.
- Drop forged steel legs, beam and jaws.
- Heat treated for strength and durability.
- Supplied in cardboard box.
- See page 57 for kit contents.
- See page 60 for component illustrations.

### Specifications

Leg Style: Thin Jaw		 Part No.	 Spread Min - Max mm	 Reach Max mm
Thin jaws enable access where clearance behind components is limited		08601000	0 - 75	80
		08608000	0 - 75	130
		08640000	0 - 150	150
		08655000	0 - 150	225





# MECHANICAL PULLERS

## THIN JAW MECHANICAL PULLER KIT

- Makes 4 mechanical pullers
- Thin jaws enable access where clearance behind components is limited.
- Supplied in cardboard box.
- See page 60 for component illustrations.

**SP 08605300**

### Specifications

Part No.	Spread Max mm	Reach Max mm	No. of Puller Combinations
08605300	75	130	4

### Contents

Spare Parts Part No.	Qty	Description
08271100	1	Forcing Screw
08601200	1	Twin Beam
08601300	1	Triple Beam
08601400	3	Leg 75mm - Thin Jaw
08601600	1	Extension
08602800	3	Thin Jaw Extension Set - 48mm



**SP 08605300**

## THIN JAW MECHANICAL PULLER KIT

- Contains components to make up 7 thin jaw leg pullers.
- Thin jaws enable access where clearance behind components is limited.
- Select either metal case or display panel.
- See page 60 for component illustrations.
- Display panel has space to add additional components;
  - 08601400 - 75mm Thin Jaw Leg x 1
  - 08601300 - Triple Beam x 1
  - 08602800 - 48mm Thin Jaw Extension Set x 3

### Specifications

Part No.	Spread mm	Reach Max mm	Packaging
08654400	10 - 225	225	Metal Case
08654500	10 - 225	225	Metal Display Panel

### Contents

Spare Parts Part No.	Qty	Description
08611100	1	Forcing Screw
08291100	1	Forcing Screw
08600000	1	Puller - Thin Jaw
08611200	1	Twin Beam
08621200	1	Twin Beam
08651300	1	Triple Beam
08611400	3	Leg 150mm - Thin Jaw
08612800	3	Thin Jaw Extension Set - 75mm

**SP 08654400 & 08654500**



**SP 08654500**

# MECHANICAL PULLERS

## THIN JAW MECHANICAL PULLER KIT

- Contains components to make up 10 thin jaw leg pullers.
- Thin jaws enable access where clearance behind components is limited.
- Select either metal case or display panel.
- See page 60 for component illustrations.

**08655400 & 08655500**

### Specifications

Part No.	Spread mm	Reach Max mm	Packaging
08655400	10 - 225	225	Metal Case
08655500	10 - 225	225	Metal Display Panel

### Contents

Spare Parts Part No.	Qty	Description
08611100	1	Forcing Screw
08291100	1	Forcing Screw
08600000	1	Puller - Thin Jaw
08611200	1	Twin Beam
08621200	1	Twin Beam
08651300	1	Triple Beam
08611400	3	Leg 150mm - Thin Jaw
08602800	3	Thin Jaw Extension Set - 48mm
08601300	1	Triple Beam
08601400	1	Leg 75mm - Thin Jaw
08612800	3	Thin Jaw Extension Set - 75mm



**08655500**

## MECHANICAL PULLER & SEPARATOR KITS

### MULTI PULLER PACK

- Makes 5 different mechanical puller/separator combinations.
- Consists of a thin jaw puller, reversible leg puller and separator and is an ideal combination for light applications.
- Supplied in cardboard box.
- See page 60 for component illustrations.

### Specifications

Part No.	Spread Max mm	Reach Max mm	External Spread Min - Max mm
09400300	140	89	10 - 55

**09400300**

### Contents

Spare Parts Part No.	Qty	Description
08281100	1	Forcing Screw
08601400	2	Leg 75mm - Thin Jaw
09301200	1	Twin Beam
09301500	2	Main Rod
66036100	1	Forcing Screw
09500000	1	Separator 10-55mm
08271200	1	Twin Head
08271300	1	Triple Head
08271400	3	Leg - Double Ended Reversible



**09400300**


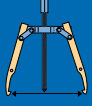
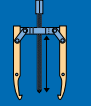
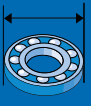
# MECHANICAL PULLERS

## THIN JAW MECHANICAL PULLER & SEPARATOR KIT

- Small capacity puller & separator pack.
- Thin jaws enable access where clearance behind component is limited.
- Supplied in cardboard box.
- See page 60 for component illustrations.

**SP 09305300**

### Specifications

			
<b>Part No.</b>	<b>Spread Max mm</b>	<b>Reach Max mm</b>	<b>External Spread Max mm</b>
09305300	75	125	55

### Contents

Spare Parts Part No.	Qty	Description
08230000	1	Puller Gold
08601400	2	Leg 75mm - Thin Jaw
08281100	1	Forcing Screw
09301200	1	Twin Beam
09301500	2	Main Rod
09500000	1	Separator 10-55mm
08602800	2	Thin Jaw Extension Set - 48mm





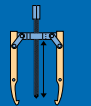
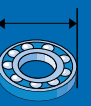
**SP 09305300**

## THIN JAW MECHANICAL PULLER & SEPARATOR KIT

- Pulling unit with small capacity separator and thin jaw legs will remove bearings inaccessible to standard puller jaws.
- Supplied in cardboard box.
- See page 60 for component illustrations.

**SP 09300500**

### Specifications & Contents

			
<b>Part No.</b>	<b>Spread Max mm</b>	<b>Reach Max mm</b>	<b>External Spread Max mm</b>
09300500	75	75	55

### Contents

Spare Parts Part No.	Qty	Description
08281100	1	Forcing Screw
08601400	2	Leg 75mm - Thin Jaw
09301200	1	Beam Twin
09301500	2	Main Rod
09500000	1	Separator 10-55mm



**SP 09300500**

# HYDRAULIC PULLERS

## THIN JAW TWIN LEG HYDRAULIC PULLERS

- Removes gears, bearings, pulleys and sprockets.
- Wide range of automotive and industrial applications.
- Powered by 1500 series hydraulic ram.
- Safe and easy to use.
- 8 tonnes of force with minimum effort.
- Easy to adjust.
- Non-twisting for improved stability.
- Supplied with nose piece for use on centred shafts.
- See page 57 for kit contents.
- See page 61 for component illustrations.

### Specifications

Thin Jaw Leg			
Part No.	Puller Spread mm	Puller Reach Max mm	Ram Extension mm
18610000	50 - 150	150	50
18635000	50 - 150	225	150
18625000	50 - 225	225	150

## Hydraulic 1500 Series



### Thin Jaw Leg

Manufactured to the same high specification as the standard leg and using the same materials, but designed for use where clearance is limited.



## THIN JAW TRIPLE LEG HYDRAULIC PULLERS

- Removes gears, bearings, pulleys and sprockets.
- Wide range of automotive and industrial applications.
- Powered by 1500 series hydraulic ram.
- Safe and easy to use.
- 8 tonnes of force with minimum effort.
- Easy to adjust.
- Non-twisting for improved stability.
- Supplied with nose piece for use on centred shafts.
- See page 57 for kit contents.
- See page 61 for component illustrations.

### Specifications

Thin Jaw Leg			
Part No.	Puller Spread Min - Max mm	Puller Reach Max mm	Ram Extension mm
18640000	50 - 150	150	50
18655000	50 - 150	225	150





# HYDRAULIC PULLERS

## THIN JAW HYDRAULIC TWIN/TRIPLE LEG PULLER KITS

### Hydraulic 1500 Series

18654400 & 18654500

- Makes 6 different hydraulic and 1 mechanical thin jaw puller.
- Supplied in metal case (p/n **18654400**) or on metal display panel (p/n **18654500**).
- See page 61 for component illustrations.

#### Specifications for 18654400 and 18654500

Part No.	Puller Spread Min - Max mm	Puller Reach Max mm	Ram Extension mm
18654400 & 18654500	10 - 225	225	50 / 150

#### Contents for 18654400 and 18654500

Spare Parts Part No.	Qty	Description
15000000	1	Hydraulic Ram With Nose Piece
15242200	1	Ram Extension - 50mm
15272600	1	Ram Extension - 150mm
08601200	1	Twin Beam
18621200	1	Twin Beam
18651300	1	Triple Beam
19311200	1	Twin Beam
08601400	2	Leg 75mm - Thin Jaw
08271100	1	Forcing Screw 12 X 1.75 X 150mm
08611400	3	Leg 150mm - Thin Jaw
08612800	3	Thin Jaw Extension Set - 75mm



18654500

## THIN JAW HYDRAULIC TWIN/TRIPLE LEG PULLER KITS

- Makes 6 different hydraulic and 4 mechanical thin jaw puller.
- Supplied in metal case (p/n **18655400**) or on metal display panel (p/n **18655500**).
- See page 61 for component illustrations.

#### 18655400 & 18655500

#### Specifications for 18655400 and 18655500

Part No.	Puller Spread Min - Max mm	Puller Reach Max mm	Ram Extension mm
18655400 & 18655500	10 - 225	225	50 / 150

#### Contents for 18655400 and 18655500

Spare Parts Part No.	Qty	Description
15000000	1	Hydraulic Ram With Nose Piece
15242200	1	Ram Extension - 50mm
15272600	1	Ram Extension - 150mm
08601200	1	Twin Beam
18621200	1	Twin Beam
18651300	1	Triple Beam
19311200	1	Twin Beam
08601400	3	Leg 75mm - Thin Jaw
08271100	1	Forcing Screw 12 X 1.75 X 150mm
08611400	3	Leg 150mm - Thin Jaw
08612800	3	Thin Jaw Extension Set - 75mm
08601300	1	Triple Beam
08602800	3	Thin Jaw Extension Set - 48mm



18655500



# HYDRAULIC PULLERS

## Hydraulic 1500 Series

### HYDRAULIC COMBINATION TWIN LEG PULLER KIT

- Makes 4 different hydraulic pullers.
- Combination of standard and thin jaw leg pullers.
- See page 61 for component illustrations.

#### SP 15405300

##### Specifications

Part No.	Puller Spread Min - Max mm	Puller Reach Max mm	Ram Extension mm
15405300	50 - 150	255	50 / 100

##### Contents

Spare Parts Part No.	Qty	Description
15000000	1	Hydraulic Ram With Nose Piece
15262600	2	Leg 150mm
08611400	2	Leg 150mm - Thin Jaw
15242400	2	Leg 100mm
19311200	1	Twin Beam
15242200	1	Ram Extension - 50mm
15262400	1	Ram Extension - 100mm
15241200	1	Twin Head Assembly
08612800	2	Thin Jaw Extension Set - 75mm



SP 15405300

### HYDRAULIC PULLER & SEPARATOR KIT - THIN JAW

- Combination pack consisting of a medium duty hydraulic thin jaw puller and bearing separator.
- Also available without hydraulic ram as kit 19310400.
- Supplied in cardboard box.
- See page 61 for component illustrations.

#### SP 19310300

##### Specifications

Part No.	External Spread Min - Max mm	External Reach Max mm	Puller Spread Min - Max mm	Puller Reach Max mm
19310300	20 - 105	876	50 - 150	150

##### Contents

Spare Parts Part No.	Qty	Description
15000000	1	Hydraulic Ram With Nose Piece
08611400	2	Leg 150mm - Thin Jaw
19311200	1	Twin Beam
09510000	1	Separator 20-105mm
09311500	2	Main Rod
09311900	4	Extension Rod
09312300	2	Extension Rod 125mm



SP 19310300

# HYDRAULIC PULLERS

## MECHANICAL THIN JAW KIT CONTENTS

Part No.	Description	08600000	08601000	08605300	08607000	08608000	08610000	08625000	08635000	08640000	08654400	08654500	08655000	08655400	08655500	09400300	09305300	09300500
08230000	Puller Gold Std	-	-	-	-	-	-	-	-	-	-	-	-	-	-	-	1	-
08271100	Forcing Screw	1	1	1	1	1	-	-	-	-	1	1	-	1	1	-	-	-
08271200	Twin Head	-	-	-	-	-	-	-	-	-	-	-	-	-	-	1	-	-
08271300	Triple Head	-	-	-	-	-	-	-	-	-	-	-	-	-	-	1	-	-
08271400	Leg - Double Ended Reversible	-	-	-	-	-	-	-	-	-	-	-	-	-	-	3	-	-
08281100	Forcing Screw	-	-	-	-	-	-	-	-	-	-	-	-	-	-	1	1	1
08291100	Forcing Screw	-	-	-	-	-	-	1	1	-	1	1	1	1	1	-	-	-
08601200	Twin Beam	1	-	1	1	-	-	-	-	-	1	1	-	1	1	-	-	-
08601300	Triple Beam	-	1	1	-	1	-	-	-	-	-	-	-	1	1	-	-	-
08601400	Leg 75mm - Thin Jaw	2	3	3	2	3	-	-	-	-	2	2	-	3	3	2	2	2
08601600	Extension	-	-	1	1	1	-	-	-	-	-	-	-	1	1	-	-	-
08602800	Thin Jaw Extension Set - 48mm	-	-	3	2	3	-	-	-	-	-	-	-	3	3	-	2	-
08611100	Forcing Screw	-	-	-	-	-	1	-	-	1	1	1	-	1	1	-	-	-
08611200	Twin Beam	-	-	-	-	-	1	-	1	-	1	1	-	1	1	-	-	-
08621200	Twin Beam	-	-	-	-	-	-	1	-	-	1	1	-	1	1	-	-	-
08651300	Triple Beam	-	-	-	-	-	-	-	-	1	1	1	1	1	1	-	-	-
08611400	Leg 150mm - Thin Jaw	-	-	-	-	-	2	2	2	3	3	3	3	3	3	-	-	-
08612800	Thin Jaw Extension Set - 75mm	-	-	-	-	-	-	2	2	-	3	3	3	3	3	-	-	-
09301200	Twin Beam	-	-	-	-	-	-	-	-	-	-	-	-	-	-	1	1	1
09301500	Main Rod	-	-	-	-	-	-	-	-	-	-	-	-	-	-	2	2	2
09500000	Separator 10-55mm	-	-	-	-	-	-	-	-	-	-	-	-	-	-	1	1	1
66036100	Forcing Screw	-	-	-	-	-	-	-	-	-	-	-	-	-	-	1	-	-

## HYDRAULIC THIN JAW KIT CONTENTS

Part No.	Description	15405300	18610000	18635000	18625000	18640000	18655000	18654400	18654500	18655400	18655500	19310300	19310400
08271100	Forcing Screw	-	-	-	-	-	-	1	1	1	1	-	-
08601200	Twin Beam	-	-	-	-	-	-	1	1	1	1	-	-
08601300	Triple Beam	-	-	-	-	-	-	-	-	1	1	-	-
08601400	Leg 75mm - Thin Jaw	-	-	-	-	-	-	2	2	3	3	-	-
08601600	Extension	-	-	-	-	-	-	-	-	1	1	-	-
08602800	Thin Jaw Extension Set - 48mm	-	-	-	-	-	-	-	-	3	3	-	-
08611400	Leg 150mm - Thin Jaw	2	2	2	2	3	3	3	3	3	3	2	2
08612800	Thin Jaw Extension Set - 75mm	2	-	2	2	-	3	3	3	3	3	-	-
09311500	Main Rod - 254mm	-	-	-	-	-	-	-	-	-	-	2	2
09311900	Extension Rod - 285mm	-	-	-	-	-	-	-	-	-	-	4	4
09312300	Extension Rod - 125mm	-	-	-	-	-	-	-	-	-	-	2	2
09510000	Separator 20 - 105mm	-	-	-	-	-	-	-	-	-	-	1	1
15000V2	Hydraulic Ram With Nose Piece and 50mm Ram Extension	1	1	1	1	1	1	1	1	1	1	1	-
15241200	Twin Head Assembly	1	-	-	-	-	-	-	-	-	-	-	-
15242400	Leg 100mm	2	-	-	-	-	-	-	-	-	-	-	-
15262400	Ram Extension - 100mm	1	-	-	-	-	-	-	-	-	-	-	-
15262600	Leg 150mm	2	-	-	-	-	-	-	-	-	-	-	-
15272600	Ram Extension - 150mm	-	-	1	1	-	1	1	1	1	1	-	-
18621200	Twin Beam	-	-	-	1	-	-	1	1	1	1	-	-
18651300	Triple Beam	-	-	-	-	1	1	1	1	1	1	-	-
19311200	Twin Beam	1	1	1	-	-	-	1	1	1	1	1	1

# MECHANICAL PULLERS


## MECHANICAL PULLER COMPONENT ILLUSTRATIONS

THIN JAW PULLERS

Forcing Screws  
08271100 08281100 08291100

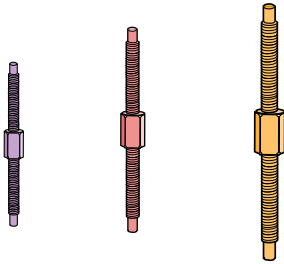


08611100 66036100  
Extension  
08601600



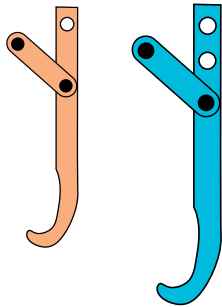
Screws Complete with Thrust Nut

09311100 09321100 09331100



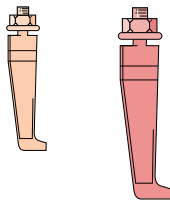
Standard Adjustable  
Leg Assemblies

08291400 08331400



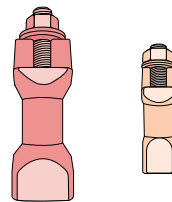
Thin Jaw Leg Assemblies  
(Working Dimensions)

75mm 150mm  
08601400 08611400



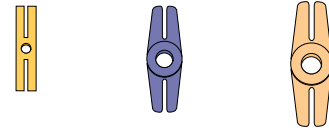
Leg Extensions

116mm 74mm  
08612800 08602800

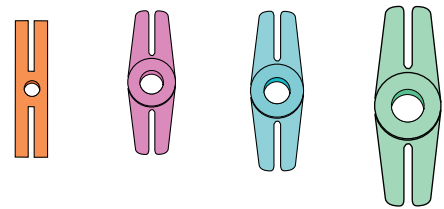


Twin Beams

08601200 08611200 08621200



09301200 09311200 09321200 09331200



Twin Heads

08271200



08281200



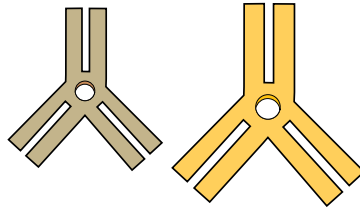
08291200



Triple Beams

08601300

08651300

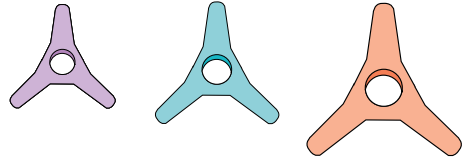


Triple Heads

08271300

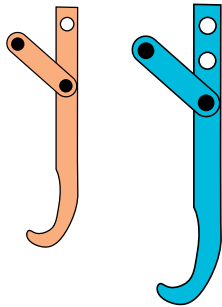
08281300

08291300



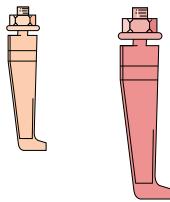
Standard Adjustable  
Leg Assemblies

08291400 08331400



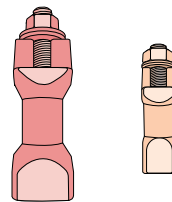
Thin Jaw Leg Assemblies  
(Working Dimensions)

75mm 150mm  
08601400 08611400



Leg Extensions

116mm 74mm  
08612800 08602800

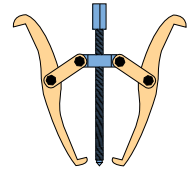


Protectors

09312000  
09322000  
09332000



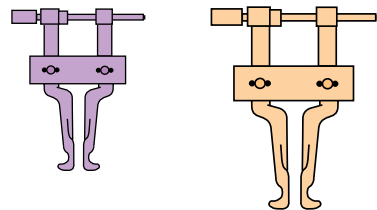
Combination  
Twin/Triple Puller  
66037500



Internal Race Extractors

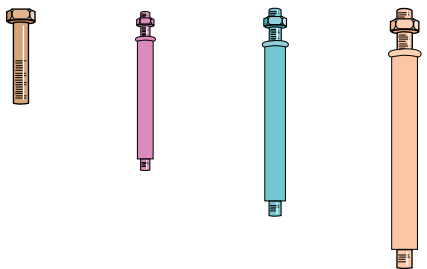
09350000

09360000



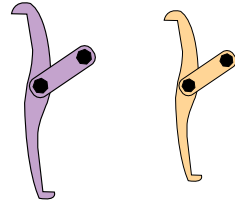
Rod Assemblies

09301500 09311500 09321500 09331500



Double Ended Reversible  
Leg Assemblies

08281400 08271400



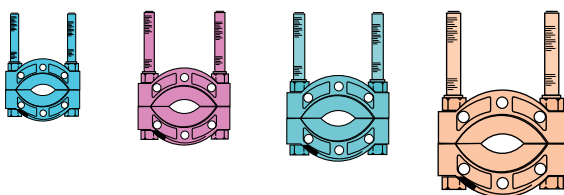
Thrust Races

09312100 09322100 09332100

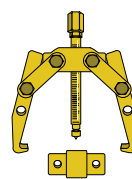


Separators

09500000 09510000 09520000 09530000



Gold Twin/Triple  
Leg Puller  
08230000



Rod Extensions

09312300 09322300



09311900



09321900



09331900



# HYDRAULIC PULLERS

## HYDRAULIC PULLER COMPONENT ILLUSTRATIONS

### Ram Extensions

150mm  
15272600



100mm  
15262400

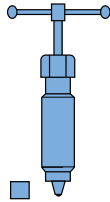


50mm  
15242200



### Hydraulic Ram complete with nose piece

15000000



### Twin Head Assembly

15241200



### Triple Head Assembly

15341300




### Standard Legs (Working Dimensions)

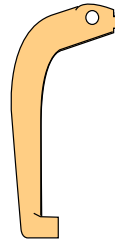
100mm (4")  
15242400



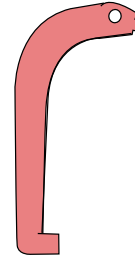
150mm (6")  
15262600



200mm (8")  
15282800

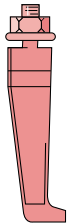


250mm (10")  
15292900



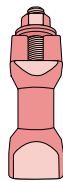
### Thin Jaw Legs (Working Dimensions)

150mm (6")  
08611400



### Leg Extension

116mm (4.6")  
08612800

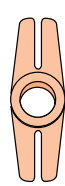


### Twin Beams

19321200



18621200

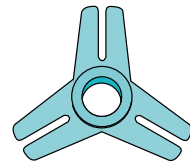


19311200



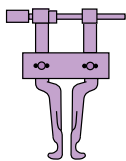
### Triple Beam

18651300



### Internal Race Extractor

09350000



### Protectors

09322000



09312000



### Rod Assemblies

09321500

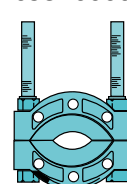


09311500

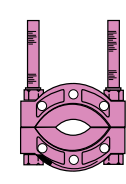


### Separators

09520000



09510000



### Screw complete with thrust nut

09311100



### Thrust Race

09312100



### Converter

09312200



### Rod Extensions

09311900




09312300



09321900



09322300



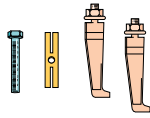
# THIN JAW PULLERS

## MECHANICAL PULLER KIT BUILD

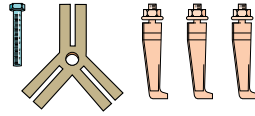
Part No. 08600000 - 08655000 (p.50 - p.51)



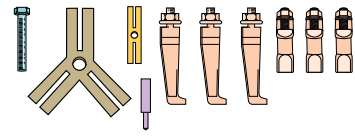
Part No. 08600000 (p.50)



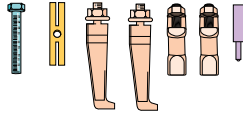
Part No. 08601000 (p.50)



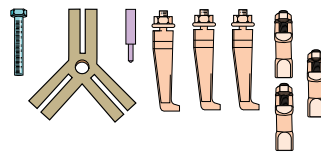
Part No. 08605300 (p.51)



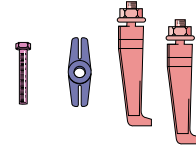
Part No. 08607000 (p.50)



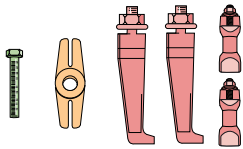
Part No. 08608000 (p.50)



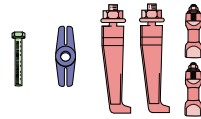
Part No. 08610000 (p.50)



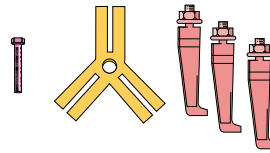
Part No. 08625000 (p.50)



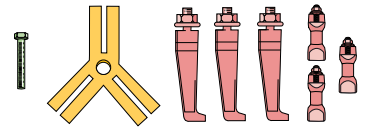
Part No. 08635000 (p.50)



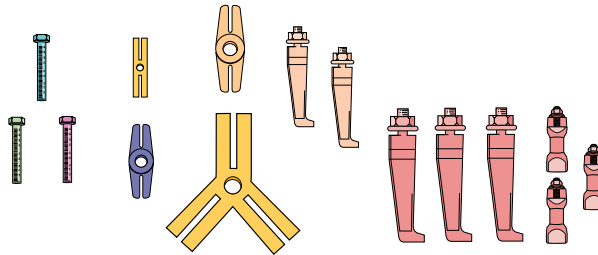
Part No. 08640000 (p.50)



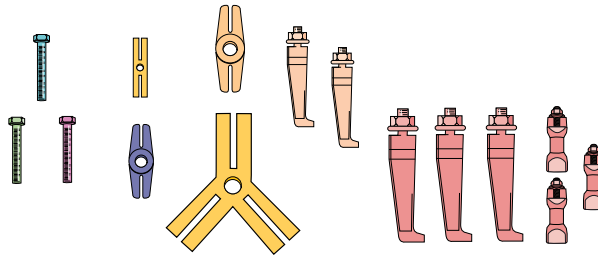
Part No. 08655000 (p.50)



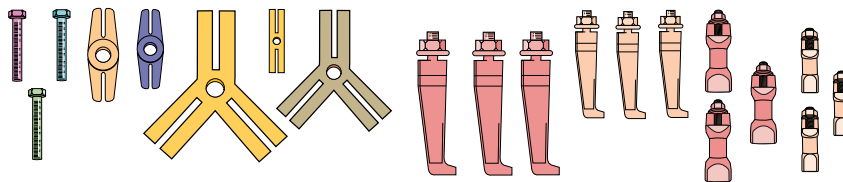
Part No. 08654400 (p.51)



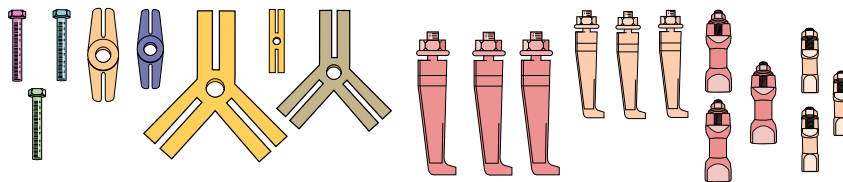
Part No. 08654500 (p.51)



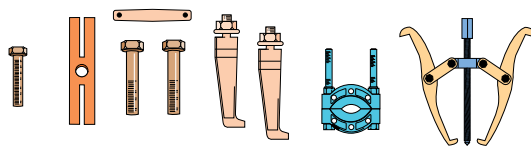
Part No. 08655400 (p.52)



Part No. 08655500 (p.52)

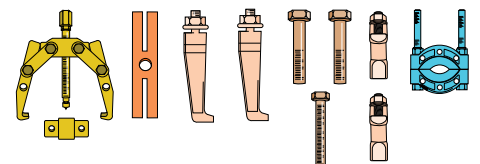
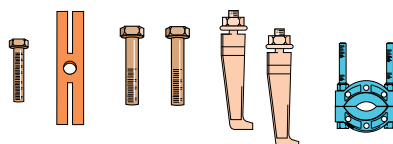


Part No. 09400300 (p.52)



Part No. 09305300 (p.53)

Part No. 09300500 (p.53)

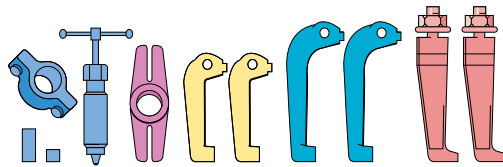




# THIN JAW PULLERS

## HYDRAULIC PULLER KIT BUILD

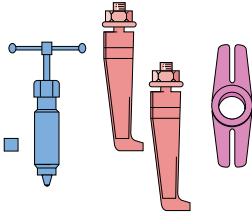
Part No. 15405300 (p.56)



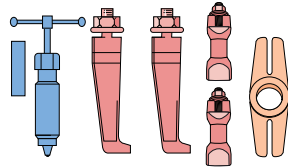
Part No. 18610000 - 18655000 (p.54)



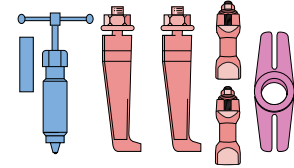
Part No. 18610000 (p.54)



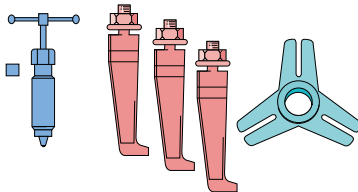
Part No. 18625000 (p.54)



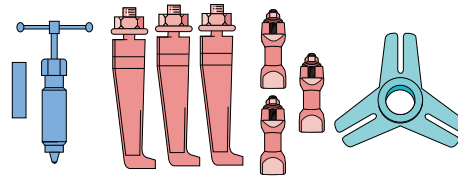
Part No. 18635000 (p.54)



Part No. 18640000 (p.54)



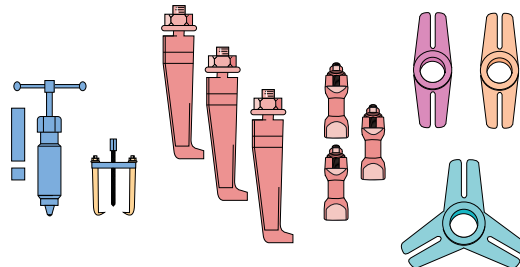
Part No. 18655000 (p.54)



Part No. 18654400 (p.55)



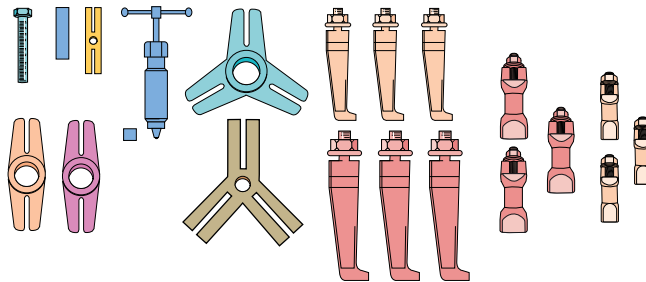
Part No. 18654500 (p.55)



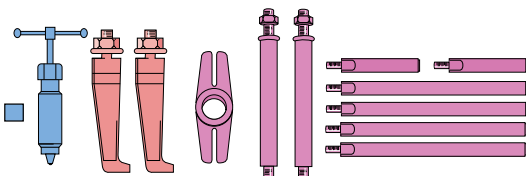
Part No. 18655400 (p.55)



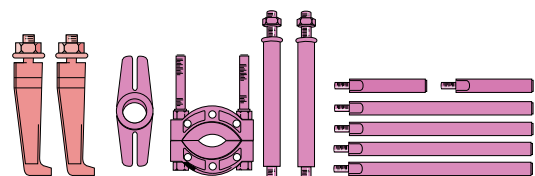
Part No. 18655500 (p.55)



Part No. 19310300 (p.56)



Part No. 19310400 (p.56)







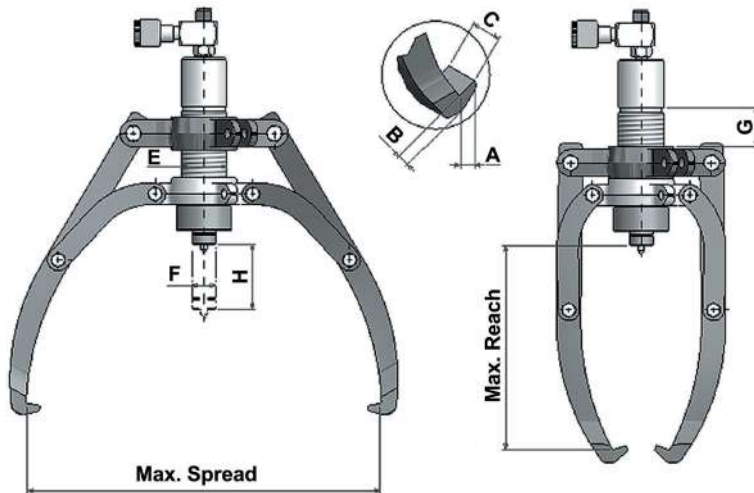
LOADSTAR

# LOADSTAR PULLERS

## Hydraulic Loadstar

### LOADSTAR PULLERS

- Self centering self locking puller legs so grip increases as load increases.
- Easy one man operation.
- 2 and 3 way options.
- 360 degree swivel hose coupling for optimum access.
- Lightweight aluminium hydraulic pump included.
- Selection of ram extension rods supplied to increase stroke.
- In-built safety valve to prevent overloading.



### LOADSTAR PULLER 8 TONNE

- 8T Hydraulic Ram and Pump.
- Selection of 3 ram extension rods supplied to increase stroke.
- Spread 450mm.
- Reach 280mm.
- Puller supplied in sturdy plastic storage case.
- Pump supplied in steel storage case.
- See opposite for specifications.
- See Page 71 for Hydraulic Pump Assembly spare parts.

 20100800

#### Contents

Part No.	Qty	Description
20017000	1	Hydraulic Pump Assembly
21720000	1	High Pressure Hose 1.8m Long
21790000	1	Gauge & Gauge Block
20100810	1	Hydraulic Ram
20100814	1	Leg Assembly
20100812	1	Head Assembly - Upper
20100813	1	Head Assembly - Lower
20100820	1	Ram Extension Set (3 piece)



 20100800



### LOADSTAR PULLER 12 TONNE

- 12T Hydraulic Ram and Pump.
- Selection of 4 ram extension rods supplied to increase stroke.
- Spread 485mm.
- Reach 305mm.
- Puller supplied in sturdy plastic storage case.
- Pump supplied in steel storage case.
- See below for specifications.
- See Page 71 for Hydraulic Pump Assembly spare parts.

#### SP 20101200

#### Contents

Part No.	Qty	Description
20017000	1	Hydraulic Pump Assembly
21720000	1	High Pressure Hose 1.8m Long
21790000	1	Gauge & Gauge Block
20101210	1	Hydraulic Ram
20101214	1	Leg Assembly
20101212	1	Head Assembly - Upper
20101213	1	Head Assembly - Lower
20101220	1	Ram Extension Set (4 piece)



### LOADSTAR PULLER 20 TONNE

- 20T Hydraulic Ram and Pump.
- Puller and pump supplied in steel storage case.
- Selection of 4 ram extension rods supplied to increase stroke.
- Spread 570mm.
- Reach 365mm.
- Supplied in steel storage cases.
- See below for specifications.
- See Page 71 for Hydraulic Pump Assembly spare parts.

#### SP 20102000

#### Contents

Part No.	Qty	Description
20017000	1	Hydraulic Pump Assembly
21720000	1	High Pressure Hose 1.8m Long
21790000	1	Gauge & Gauge Block
20102010	1	Hydraulic Ram
20102014	1	Leg Assembly
20102012	1	Head Assembly - Upper
20102013	1	Head Assembly - Lower
20102020	1	Ram Extension Set (4 piece)



#### Loadstar Pullers - Specifications

Part No.	Puller Spread Max mm	Puller Reach Max mm	Capacity Tonnes	Stroke mm H	Ram Dia mm E	Nose Dia. mm F	Travel mm G	Jaw Tip mm A	Jaw Tip mm B	Jaw Tip mm C	Weight kg
20100800	450	280	8	85	50	25	70	13	13	27.5	26
20101200	485	305	12	85	60	28	70	15	16.5	29	36
20102000	570	365	20	111	80	40	62	20	27	33	66



### LOADSTAR PLUS PULLERS

- Loadstar Plus Heavy Duty Pullers offer a comprehensive range of pulling and extracting options.
- **Available in 20 Tonne, 30 Tonne and 50 Tonne.**
- Choices range from fully equipped "Comprehensive Kits" or entry level puller kits with the capability to add on extra packs as required.
- These extra packs consist of Separator packs, Accessory Packs and in the 20 Tonne version there is also a Press Frame pack available.
- The Loadstar Plus series is a versatile system with a range of options to suit all heavy duty pulling and extraction situations.

### LOADSTAR "PLUS" PULLERS - 20 TONNE KITS

#### 20 TONNE LOADSTAR "PLUS" ENTRY LEVEL KIT

- 20T Hydraulic Cylinder and Pump.
- 3 pulling combinations.
- Supplied in steel storage case.
- 3 x Cranked legs.
- 3 x Straight legs
- 3 x Leg extensions.
- Spread 530mm.
- Reach 760mm.
- See page 66 for kit contents.
- See page 71 for specifications and Hydraulic Pump Assembly spare parts.

20200000



#### 20 TONNE LOADSTAR "PLUS" ENTRY LEVEL KIT (MINUS PUMP)

- 20T Hydraulic Cylinder.
- Capability as above for those customers who already have a suitable hydraulic pump (10,000 psi) with standard 3/4" hydraulic quick coupler.
- Supplied in steel storage case.
- 3 x Cranked legs.
- 3 x Straight legs.
- 3 x Leg extensions.
- Spread 530mm.
- Reach 760mm.
- See page 66 for kit contents.
- See page 71 for specifications.

20201000



#### 20 TONNE LOADSTAR "PLUS" SEPARATOR ADD-ON PACK

- Provides all additional components to add bearing separator capability to the entry level kit without any duplication of parts.
- Supplied in steel storage case.
- See page 66 for kit contents.
- See page 71 for specifications.

20202000



## 20 TONNE LOADSTAR "PLUS" ACCESSORIES ADD-ON PACK

- Provides a range of accessories which increase the capability of the entry level kit (with or without the Separator Add-On pack).
- Includes 5 extractor (pushing) pins for those hard to reach applications.
- Auto-grip collar and adaptor for quick change of pins
- Ram bases and heads for jacking applications.
- Supplied in steel storage case.
- See page 66 for kit contents.

20203000



## 20 TONNE LOADSTAR "PLUS" PRESS FRAME ADD-ON PACK

- Press frame assembly to add portable press capability.
- Particularly useful for removal of HGV suspension King Pins.
- Includes 5 extractor (pushing) pins for those hard to reach applications.
- Auto-grip collar and adaptor for quick change of pins.
- Supplied in steel storage case.
- See page 66 for kit contents.
- See page 71 for specifications and Hydraulic Pump Assembly spare parts.

20204000



## 20 TONNE LOADSTAR "PLUS" PRESS FRAME - COMPLETE KIT

- 20T Hydraulic Cylinder and Pump.
- Stand alone portable press frame kit for pin pushing applications.
- Particularly useful for removal of HGV suspension King Pins.
- Includes 5 extractor (pushing) pins for those hard to reach applications.
- Auto-Grip collar and adaptor for quick change of pins.
- Supplied in steel storage case.
- See page 66 for kit contents.
- See page 71 for specifications and Hydraulic Pump Assembly spare parts.

21200000



## 20 TONNE LOADSTAR "PLUS" PRESS FRAME - COMPLETE KIT (MINUS PUMP)

- As per 21200000 kit above minus pump.
- Capability as above for those customers who already have a suitable hydraulic pump(10,000 psi) with standard 3/4" hydraulic quick coupler.

21200100



## 20 TONNE LOADSTAR "PLUS" PRESS FRAME - COMPLETE KIT SPECIAL VERSION FOR 'OPTARE' BUSES

Updated Kit now includes additional pins for use with 'Optare' Buses 2011-fitted with albion axles (Pin Ref: R1800058).

- 20T Hydraulic Cylinder and Pump.
- Stand alone portable press frame kit for pin pushing applications.
- Particularly useful for removal of HGV suspension King Pins.
- Includes 7 extractor (pushing) pins for those hard to reach applications.
- Auto-Grip collar and adaptor for quick change of pins.
- Supplied in steel storage case.

212050V2



### 20 TONNE LOADSTAR "PLUS" COMPREHENSIVE KIT

- 20T Hydraulic Cylinder and Pump.
- Contains full capability without any duplication of parts.
- 6 pulling combinations.
- Bearing separator capability.
- Portable press frame included.
- Internal pulling unit included.
- Supplied in 2 steel storage cases.
- 3 x Cranked legs.
- 3 x Straight legs.
- 3 x Leg extensions.
- Spread 530mm.
- Reach 760mm.
- See below for kit contents.
- See page 71 for specifications and Hydraulic Pump Assembly spare parts.



20205000

20205000

### LOADSTAR "PLUS" 20 TONNE KIT CONTENTS

Part No.	Description	20205000	20200000	20201000	20202000	20203000	20204000	21200000	21200100	212050V2
		Kit Qty	Kit Qty	Kit Qty	Kit Qty	Kit Qty	Kit Qty	Kit Qty	Kit Qty	Kit Qty
20017000	Hydraulic Pump	1	1	-	-	-	-	1	-	1
20012000	20T Hydraulic Cylinder	1	1	1	-	-	-	1	1	1
20028500	20T 3 Way Beam incl. Pins & Nuts	1	1	1	-	-	-	-	-	-
20028600	Puller Leg - Cranked	3	3	3	-	-	-	-	-	-
20028400	Puller Leg - Straight	3	3	3	-	-	-	-	-	-
20019200	Leg Extension incl Pins & Nuts	3	3	3	-	-	-	-	-	-
09530000	Separator incl. Adaptors	1	-	-	1	-	-	-	-	-
20028300	Twin Beam	1	-	-	1	-	-	-	-	-
20028900	Rod Assembly	2	-	-	2	-	-	-	-	-
20012400	Base Pushing Plate incl. Bolts	1	-	-	-	1	-	-	-	-
20012100	Base	1	-	-	-	1	-	-	-	-
20012300	Toe Lift Finished	1	-	-	-	1	-	-	-	-
20014400	Extractor Pin 25 x 150	1	-	-	-	1	1	1	1	1
20014500	Extractor Pin 50 x 150	1	-	-	-	1	1	1	1	1
20014600	Extractor Pin 38 x 150	1	-	-	-	1	1	1	1	1
20014700	Extractor Pin 18 x 75	1	-	-	-	1	1	1	1	1
20014800	Extractor Pin 20 x 150	1	-	-	-	1	1	1	1	1
20014270	Optare Pin	-	-	-	-	-	-	-	-	1
20014000	33mm short pin	-	-	-	-	-	-	-	-	1
20014100	33mm long pin	-	-	-	-	-	-	-	-	1
20014900	Auto Grip Collar & Adaptor	1	-	-	-	1	1	1	1	1
20039500	Press Frame	1	-	-	-	-	1	1	1	1
20208300	Steel Storage Case	2	1	1	-	-	-	-	-	-
20208400	Steel Storage Case	-	-	-	1	-	1	1	1	1
08038200	Steel Storage Case	-	-	-	-	1	-	-	-	-

### 30 TONNE LOADSTAR "PLUS" ENTRY LEVEL KIT

- 30T Hydraulic Cylinder and Pump.
- 4 pulling combinations.
- Supplied in steel storage case.
- 3 x Cranked legs.
- 3 x Straight legs.
- 3 x Leg extensions.
- Spread 530mm.
- Reach 580mm.
- See page 68 for kit contents.
- See page 71 for specifications and Hydraulic Pump Assembly spare parts.

SP 20300000



SP 20300000

### 30 TONNE LOADSTAR "PLUS" ENTRY LEVEL KIT (MINUS PUMP)

- 30T Hydraulic Cylinder.
- Capability as above for those customers who already have a suitable hydraulic pump (10,000 psi) with standard 3/4" hydraulic quick coupler.
- Supplied in steel storage case.
- Spread 530mm.
- Reach 580mm.
- See page 68 for kit contents.
- See page 71 for specifications.

SP 20301000



SP 20301000

### 30 TONNE LOADSTAR "PLUS" SEPARATOR ADD-ON PACK

- Provides all additional components to add bearing capability to the entry level kit without any duplication of parts.
- Supplied in steel storage case.
- See page 68 for kit contents.
- See page 71 for specifications.

SP 20302000



SP 20302000


## 30 TONNE LOADSTAR "PLUS" COMPREHENSIVE KIT

- 30T Hydraulic Cylinder and Pump.
- Contains full capability without any duplication of parts.
- 5 pulling combinations.
- Bearing separator capability.
- Internal pulling unit included.
- Supplied in 2 steel storage case.
- 3 x Cranked legs.
- 3 x Straight legs.
- 3 x Leg extensions.
- Spread 530mm.
- Reach 580mm.
- See below for kit contents.
- See page 71 for specifications and Hydraulic Pump Assembly spare parts.

 20305000

Hydraulic Loadstar



 20305000

## LOADSTAR "PLUS" 30 TONNE KIT CONTENTS

Part No.	Description	20305000	20300000	20301000	20302000
		Kit Qty	Kit Qty	Kit Qty	Kit Qty
20017000	Hydraulic Pump	1	1	-	-
20013000	30T Hydraulic Cylinder	1	1	1	-
20038400	30T Triple Beam incl Pins & Bolts	1	1	1	-
20028600	Puller Leg - Cranked	3	3	3	-
20028400	Puller Leg - Straight	3	3	3	-
20019200	Leg Extension incl. Pins & Nuts	3	3	3	-
20013100	Adjusting Screw	1	1	1	-
20013200	Handle	1	1	1	-
20013500	Rod End Cap	1	1	1	-
20048100	M10 x 1.5 x 75mm Long Bolt	2	2	2	-
09530000	Separator incl Adaptors	1	-	-	1
20058400	Twin Beam	1	-	-	1
20028900	Rod Assembly	2	-	-	2
20029000	Extension Rod	2	-	-	2
20059500	Internal Pulling Unit	1	-	-	-
30025000	Connector	2	-	-	2
20208300	Steel Storage Case	1	1	1	-
20208400	Steel Storage Case	1	-	-	1



### 50 TONNE LOADSTAR "PLUS" ENTRY LEVEL KIT

- 50T Hydraulic Cylinder and Pump.
- 4 pulling combinations.
- Supplied in steel storage case.
- 3 x Cranked legs.
- 3 x Straight legs.
- 3 x Leg extensions.
- Spread 530mm.
- Reach 470mm.
- See page 70 for kit contents.
- See page 71 for specifications and Hydraulic Pump Assembly spare parts.

GP 20500000



GP 20500000

### 50 TONNE LOADSTAR "PLUS" ENTRY LEVEL KIT (MINUS PUMP)

- 50T Hydraulic Cylinder.
- Capability as above for those customers who already have a suitable hydraulic pump (10,000 psi) with standard 3/4" hydraulic quick coupler.
- Supplied in steel storage case.
- Spread 530mm.
- Reach 470mm.
- See page 70 for kit contents.
- See page 71 for specifications.

GP 20501000



GP 20501000

### 50 TONNE LOADSTAR "PLUS" SEPARATOR ADD-ON PACK

- Provides all additional components to add bearing separator capability to the entry level kit without any duplication of parts.
- Supplied in steel storage case.
- See page 70 for kit contents.
- See page 71 for specifications.

GP 20502000



GP 20502000

### 50 TONNE LOADSTAR "PLUS" COMPREHENSIVE KIT

- 50T Hydraulic Cylinder and Pump.
- Contains full capability without any duplication of parts.
- 5 pulling combinations.
- Bearing separator capability.
- Internal pulling unit included.
- Supplied in 2 steel storage cases.
- 3 x Cranked legs.
- 3 x Straight legs.
- 3 x Leg extensions.
- Spread 530mm.
- Reach 470mm.
- See below for kit contents.
- See page 71 for specifications and Hydraulic Pump Assembly spare parts.

20505000



20505000

### LOADSTAR "PLUS" 50 TONNE KIT CONTENTS

Part No.	Description	20505000	20500000	20501000	20502000
		Kit Qty	Kit Qty	Kit Qty	Kit Qty
20017000	Hydraulic Pump	1	1	-	-
20015000	50T Hydraulic Cylinder	1	1	1	-
20068200	50T Triple beam incl Pins, Nuts & Bolts	1	1	1	-
20028600	Puller Leg - Cranked	3	3	3	-
20028400	Puller Leg - Straight	3	3	3	-
20019200	Leg Extension incl. Pins & Nuts	3	3	3	-
20015100	Adjusting Screw	1	1	1	-
20015200	Handle	1	1	1	-
20015500	Adjusting Screw cap ADZ 60	1	1	1	-
09530000	Separators incl Adaptors	1	-	-	1
20068500	Twin Beam incl Bolts	1	-	-	1
20028900	Rod Assembly	2	-	-	2
20029000	Extension Rod	2	-	-	2
20059500	Internal Pulling Unit	1	-	-	-
30025000	Connector	2	-	-	2
20208300	Steel Storage Case	1	1	1	-
20208400	Steel Storage Case	1	-	-	1

### LOADSTAR "PLUS" SPECIFICATIONS

Capacity Tonnes	Part No.	Pulling		External		Internal	Stroke mm	Weight kg
		Spread mm	Reach mm	Spread Min - Max mm	Reach mm	Spread Min - Max mm		
20 Tonne	20200000	530	760	-	-	-	152	88
	20201000	530	760	-	-	-	152	83
	20202000	-	-	50 - 175	420	-	152	54
	20205000	530	760	50 - 175	420	75 - 225	152	195
30 Tonne	20300000	530	580	-	-	-	50	92
	20301000	530	580	-	-	-	50	86
	20302000	-	-	50 - 175	860	-	50	63
	20305000	530	580	50 - 175	860	75 - 225	50	160
50 Tonne	20500000	530	470	-	-	-	50	106
	20501000	530	470	-	-	-	50	100
	20502000	-	-	50 - 175	750	-	50	68
	20505000	530	470	50 - 175	750	75 - 225	50	180

### 20039500 - Press Frame Specifications Included In Puller Kits Below

Kit Part No.	Throat Depth	Throat Width	Extractor Pin Diameter	Extractor Pin Length	Stroke mm	Kit Weight kg
	Min - Max mm	mm	Min - Max mm	Min - Max mm		
20204000	365 - 460	165	18 - 50	75 - 150	152	47
21200000	365 - 460	165	18 - 50	75 - 150	152	71
21200100	365 - 460	165	18 - 50	75 - 150	152	65
20205000	365 - 460	165	18 - 50	75 - 150	152	195
212050V2	365 - 460	165	18 - 50	75 - 150	152	73



### 20017000 - Hand Operated Hydraulic Pump Spare Parts

### 20017500 - Air Powered Hydraulic Pump Spare Parts



Part No.	Description
21720000	High Pressure Hose - 1.8m long
21740000	Quick Coupling - complete
21740100	Quick Coupling - male
21790000	Gauge & Gauge Block

Part No.	Description
21720000	High Pressure Hose - 1.8m long
21740000	Quick Coupling - complete
21740100	Quick Coupling - male
21790000	Gauge & Gauge Block







# TORQUE



# TORQUE WRENCHES

## TORQUE WRENCH RANGE

Sykes-Pickavant offer a comprehensive range of high quality torque wrenches to suit all requirements from 0.1Nm to 1500Nm.

Choose from three ranges of torque products:

- Torque Screwdrivers for General Workshop & TPMS applications.
- 'Motorq' Professional Torque Wrench Range.
- 'Motorq' Heavy Duty Torque Wrench Range.



**Sykes-Pickavant offer a Repair and Calibration Service on all torque wrenches: Please contact Customer Services for further details.**

## TORQUE SCREWDRIVERS

- Adjustable Torque Screwdriver with 1/4" sq drive.
- Precise tool ideal for critical torque settings.
- Supplied with 5mm hex key for torque adjustment.



## NEW 'MOTORQ' PROFESSIONAL TORQUE WRENCH RANGE

The New 'Motorq' Professional range of torque wrenches offer accuracy, comfort and ease of use.

- Accurate to  $\pm 3\%$  of reading which meets and exceeds ISO6789:2003.
- 60% larger scale for better visibility and improved accurate setting.
- Scale adjusts 40% faster and the effort required to adjust is reduced.
- Improved serviceability means longer life and reduced ownership costs.
- Superior, ergonomic handle and shape - Soft-feel, high grip material and more comfortable to use.
- Now includes a push/pull type lock for faster use; the coloured band on the lock clearly shows that the wrench is unlocked.

NEW  
TIMESTRIP®



PROFESSIONAL SCALE



PUSH-THRU HEAD

**New Timestrip® Feature** - Our new Professional Torque Wrenches include the innovative Timestrip® which provides a visual indication of when the wrench is due for re-calibration in 3, 6, 9 and 12 month graduations. Torque wrenches should be calibrated once a year as a minimum, more frequently in harsh environments and with high levels of usage. The Timestrip® guarantees peace of mind with no more missed calibrations, ensuring that the torque wrench is performing optimally.

## 'MOTORQ' HEAVY DUTY TORQUE WRENCH RANGE

- For heavy-duty applications.
- 'Break Back' type action provides an unmistakable signal that can be seen and felt when the set torque is reached and reduces the possibility of over torquing.
- Robust construction.
- Accurate to  $\pm 4\%$  of reading, manufactured to ISO9000:2000 standard.
- 36 tooth ratchet head with push-thru square drive.
- Graduated scale on handle for easy adjustment.
- Supplied with Calibration Certificate, traceable to National Standards.  
*\*Model 80050200 supplied with NAMAS / UKAS Laboratory Calibration Certificate*
- Full after-sales service and calibration available.



# TORQUE WRENCHES

## TORQUE SCREWDRIVERS



Scan the QR code to watch a video of the Torque Screwdriver in action

### TORQUE SCREWDRIVER 0.1 - 3.0NM 1/4" SQ DRIVE

- Scale graduated in 0.1Nm increments.
- Precise tool ideal for critical torque settings as found on TPMS Valve Cores and on low torque TPMS valve nuts and engine applications.

80080100



0.1 - 3.0 Nm

### TORQUE SCREWDRIVER 2.0 - 10.0NM 1/4" SQ DRIVE

- Scale graduated in 0.5Nm increments.
- Includes 3/8" sq drive input for easier application of torque.
- Precise tool ideal for critical torque settings on most TPMS valve nuts.
- Also ideal for fitting of many other automotive components where precise torque is recommended: e.g. Sensors, Plastic Trim, Dashboard Components, Glow Plugs etc.

80080200



2 - 10 Nm

## 'MOTORQ' PROFESSIONAL TORQUE WRENCH RANGE

### 'MOTORQ 20' - 3/8" PUSH-THRU TORQUE WRENCH

- 3/8" push thru sq dr
- Length: 210mm
- Supplied in poly tube
- 4 - 20 Nm / 40 - 180lbs.in
- Weight: 0.36kg

80002000



4 - 20 Nm

### 'MOTORQ 50' - 3/8" PUSH-THRU TORQUE WRENCH

- 3/8" push thru sq dr
- Length: 335mm
- Supplied in blow moulded box
- 10 - 50 Nm / 7.5 - 37.5lbs.ft
- Weight: 0.7kg

80105000



10 - 50 Nm

## BLOW MOULDED BOX



Motorq 50 - 340 (Professional Range) come in a sturdy blow moulded box for easy storage and transport whilst offering protection for the torque wrench contained.



## 'MOTORQ 100' - 1/2" PUSH-THRU TORQUE WRENCH

- 1/2" push thru sq dr
- Length: 387mm
- Supplied in blow moulded box
- 20 - 100 Nm / 15 - 75lbs.ft
- Weight: 0.94kg

80110000



20 - 100 Nm

## 'MOTORQ 200' - 1/2" PUSH-THRU TORQUE WRENCH

- 1/2" push thru sq dr
- Length: 470mm
- Supplied in blow moulded box
- 40 - 200 Nm / 30 - 150lbs.ft
- Weight: 1.07kg

80120000



40 - 200 Nm

## 'MOTORQ 300' - 1/2" PUSH-THRU TORQUE WRENCH

- 1/2" push thru sq dr
- Length: 593mm
- Supplied in blow moulded box
- 60 - 300 Nm / 50 - 220lbs.ft
- Weight: 1.42kg

80130000



60 - 300 Nm

## 'MOTORQ 340' - 1/2" PUSH-THRU TORQUE WRENCH

- 1/2" push thru sq dr
- Length: 685mm
- Supplied in blow moulded box
- 60 - 340 Nm / 50 - 250lbs.ft
- Weight: 1.48kg

80134000



60 - 340 Nm

## 'MOTORQ 340' - 3/4" STEPPED TORQUE WRENCH

- 3/4" sq dr (uses stepped convertor)
- Length: 686mm
- Weight: 1.93kg
- Supplied in blow moulded box
- 80 - 400 Nm / 60 - 300lbs.ft

80140000



80 - 400 Nm



## 'MOTORQ' HEAVY DUTY TORQUE WRENCH RANGE

### 'MOTORQ 340' - 1/2" PUSH-THRU HEAVY DUTY TORQUE WRENCH

- 1/2" push-thru sq dr
- Length: 783.5mm
- 80 - 340 Nm / 60 - 250lbs.ft
- Weight: 3.00kg

80134500



80 - 340 Nm

### 'MOTORQ 400' - 3/4" PUSH-THRU HEAVY DUTY TORQUE WRENCH

- 3/4" push-thru sq dr
- Length: 1150mm
- 150 - 700 Nm / 100 - 500lbs.ft
- Weight: 6.30kg

80040000



150 - 700 Nm

### 'MOTORQ 500' - 3/4" PUSH-THRU HEAVY DUTY TORQUE WRENCH

- 3/4" push-thru sq dr
- Length: 1475mm
- 300 - 1000 Nm / 200 - 750lbs.ft
- Weight: 7.30kg

80050000



300 - 1000 Nm

### 'MOTORQ 500' - STEPPED 3/4" TO 1" HEAVY DUTY TORQUE WRENCH

- 1" sq dr (uses 3/4" to 1" stepped convertor)
- 300 - 1000 Nm / 200 - 750lbs.ft
- Length: 1475mm
- Weight: 7.30kg

80050100



300 - 1000 Nm

### 'MOTORQ 502' - 3/4" PUSH-THRU HEAVY DUTY TORQUE WRENCH

- 3/4" push-thru sq dr
- Length: 1475mm
- 300 - 1000 Nm / 200 - 750lbs.ft
- Weight: 7.30kg

80050200



300 - 1000 Nm

Also supplied with NAMAS / UKAS Laboratory Calibration Certificate



# TORQUE WRENCHES

## 'MOTORQ 550' - STEPPED 3/4" TO 1" HEAVY DUTY TORQUE WRENCH

- 1" Sq. Dr (uses 3/4" to 1" stepped convertor)
- 700 - 1500 Nm / 500 - 1000lbs.ft
- Length: 1475mm • Weight: 10.40kg

80055000



700 - 1500 Nm

## BLOW MOULDED CARRY CASE

- Rugged blow moulded case suitable for 80040000 / 80050000 / 80055000

8005CASE



Torque wrench not included

## 'MOTORQ' TORQUE WRENCHES - SPARE PARTS

Part No.	Description	80002000	80105000	80110000	80120000	80130000	80134000	80140000	80040000	80050000	80050100	80050200	80055000	80134500
80002170	Replacement Square Drive	•												
80011670	Push Thru Repair Kit		•											
80033170	Replacement Square Drive													
80033370	1/2 Ratchet Repair Kit (3 Pawl)			•										
80033470	1/2 Ratchet Repair Kit (3 Pawl)				•									•
80033870	Push Thru Repair Kit (Quad Pawl)					•	•							
80039170	Push Thru Repair Kit							•						
80040870	Push Thru Repair Kit								•	•	•	•	•	
80040970	Replacement Square Drive								•	•	•	•		
80041070	3/4" to 1" sq dr adaptor										•		•	



# TORQUE WRENCHES

## TORQUE WRENCH COMPARISON TABLE

### 'MOTORQ' PROFESSIONAL TORQUE WRENCH RANGE

Part No.	Model	Sq Dr	Torque Nm	Torque lbs.in /lbs.ft	Length mm	Weight kg	Image
80002000	Motorq 20	3/8" push-thru	4 - 20	40 - 180 lbs.in	210	0.36	
80105000	Motorq 50	3/8" push-thru	10 - 50	7.5 - 37.5 lbs.ft	335	0.70	
80110000	Motorq 100	1/2" push-thru	20 - 100	15 - 75 lbs.ft	387	0.94	
80120000	Motorq 200	1/2" push-thru	40 - 200	30 - 150 lbs.ft	470	1.07	
80130000	Motorq 300	1/2" push-thru	60 - 300	50 - 220 lbs.ft	593	1.42	
80134000	Motorq 340	1/2" push-thru	60 - 340	50 - 250 lbs.ft	685	1.48	
80140000	Motorq 400	3/4" sq dr (uses stepped convertor)	80 - 400	60 - 300 lbs.ft	686	1.93	

### 'MOTORQ' HEAVY-DUTY TORQUE WRENCH RANGE

Part No.	Model	Sq Dr	Torque Nm	Torque lbs.in /lbs.ft	Length mm	Weight kg	Image
80134500	Motorq 340	1/2" push-thru	80 - 340	60 - 250 lbs.ft	783.5	3.00	
80040000	Motorq 400	3/4" push-thru	150 - 700	100 - 500 lbs.ft	1150	6.30	
80050000	Motorq 500	3/4" push-thru	300 - 1000	200 - 750 lbs.ft	1475	7.30	
80050100	Motorq 500	1" sq dr (uses 3/4" to 1" stepped convertor)	300 - 1000	200 - 750 lbs.ft	1475	7.30	
80050200*	Motorq 502	3/4" push-thru	300 - 1000	200 - 750 lbs.ft	1475	7.30	
80055000	Motorq 550	1" sq dr (uses 3/4" to 1" stepped convertor)	700 - 1500	500 - 1000 lbs.ft	1475	10.40	

- Supplied with Calibration Certificate, traceable to National Standards

\* Model 80050200 supplied with NAMAS / UKAS Laboratory Calibration Certificate

### HANDTORQUE® TORQUE MULTIPLIER

Compact and versatile Torque Multiplier that fits in the palm of your hand.

- At just 1.6kg (without reaction bar), the product is easy to handle and support.
- Robust construction for minimal maintenance and long life.
- Tough silver metallic powder coating - ideal for use in demanding work environments.
- ±4% torque multiplication accuracy.
- Supplied with 2 reaction bar styles - cranked and straight.
- Quick change cranked reaction with improved flexibility allowing reaction in 8 orientations.
- Outer diameter of 65mm, for use in space restricted applications.

 **80063100**

**Cranked Reaction**



**Straight Reaction**



**COMPACT DESIGN**

#### Specifications

Nominal Ratio	5:1*	
Input Square	1/2"	
Output Square	3/4"	
Max. Torque Output	N.m	1,000
	lbf.ft	738
Max. Torque Input (N.m)	200	
Tool Weight (kg)	1.6	
Reaction Weight (kg)	Cranked	0.5
	Straight	0.7
Packed Weight (kg)	3.1	

\*5:1 nominal torque multiplication reaction dependent.  
Ratio with cranked reaction: 4.8:1 ratio with straight reaction: 4.9:1

### 'MOTORQ' HEAVY DUTY TORQUE MULTIPLIERS

- Single stage epicyclic gears, producing a 5 : 1 multiplication ratio.
- Use with conventional torque wrenches for heavy duty applications.
- Supplied with reaction bars, in plastic storage case.
- After-sales service available.

#### Spare Parts

Part No.	Description
80060270	3/4 square drive (Post 1994)
80060370	3/4 square drive (Pre 1994)
80060400	Reaction Foot

 **80060000 & 80065500**

 **80060000**

#### Specifications

Part No.	80060000	80065500
Ratio	5:1	5:1
Input Dr.	1/2" sq dr / 32mm hex	3/4" sq dr / 36mm hex
Max. Input	260Nm	540Nm
Output Drive	3/4"	1"
Max. Output	1300Nm	2700Nm
Weight (kg)	4.3	4.5



## 'MOTORQ' ANGULAR TORQUE GAUGE

- For turning torqued fasteners through a further angle, as per vehicle manufacturers' specifications.
- Oil resistant, non-reflective surface and adjustable reaction arm.
- Supplied with both male and female square drives.

**80075000**



**80070000**



Part No.	Sq. Dr.
80070000	1/2"
80075000	3/4"

## UNIVERSAL DIGITAL TORQUE ANGLE GAUGE

- New and unique SP torque angle gauge.
- For turning torqued fasteners through a further angle, as per vehicle manufacturers' specifications.
- Simple to use: Calibrate, set angle, mount and use.
- Fits onto most ratchets, torque wrenches and power bars.
- Magnetic attachment.
- One single tool can be used on 1/4", 3/8", 1/2", 3/4" drives.
- Indicates increasing angle on LCD display.
- Works in both directions of rotation.
- LED's glow yellow when close to setting and change to green when desired setting is reached.
- Audible notice when setting reached.
- LED's glow red when setting exceeded.

**80093500**



Scan the QR code to watch a video of the Digital Torque Angle Gauge

## TPMS COMPREHENSIVE TORQUE TOOL KIT

- Set of tools for the correct application of critical torque settings when working with TPMS systems on modern vehicles.
- Contains all the appropriate tools for servicing and replacing TPMS .
- Valve Cores and TPMS Valve Nuts.
- Supplied in foam - Ideal for tool box drawer.

**80082000**



### Contents

Spare Parts Part No.	Qty	Description
80080100	1	Torque Screwdriver 0.1 - 3.0Nm
80080200	1	Torque Screwdriver 2.0 - 10.0Nm
69900270	1	3/8" sq dr T-Bar Handle (For 80080200)
69900970	1	1/4" Valve Core Tool
69901070	1	1/4" Torx Bit T10
69901570	1	1/4" Deep Socket 11mm
69901670	1	1/4" Deep Socket 12mm
69901370	1	TPMS Grommet Tool

### Torque Screwdrivers:

- 0.1 - 3.0 Nm torque screwdriver for valve cores.
- 2.0 - 10.0 Nm torque screwdriver for valve tightening.

### Steel Grommet Tool

- For maximum reuse of existing grommets, preventing breakage.

### T-Bar Handle

- For use with 80080200 for high Nm settings to avoid breaking off the sensor stem.

## TPMS COMPREHENSIVE PLUS TORQUE TOOL KIT

- Set of tools for the correct application of critical torque settings when working with TPMS systems on modern vehicles.
- Contains all the appropriate tools for servicing and replacing TPMS Valve Cores and TPMS Valve Nuts.
- Supplied in foam - Ideal for tool box drawer.

**80083000**

### Contents

Spare Parts Part No.	Qty	Description
80080100	1	Torque Screwdriver 0.1 - 3.0Nm
80080200	1	Torque Screwdriver 2.0 - 10.0Nm
69900270	1	3/8" sq dr T-Bar Handle (For 80080200)
69900970	1	1/4" Valve Core Tool
69901070	1	1/4" Torx Bit T10
69902070	1	1/4" Torx Bit T20
69901570	1	1/4" Deep Socket 11mm
69901670	1	1/4" Deep Socket 12mm
69901370	1	TPMS Grommet Tool
69902570	1	One Way Ratchet
66060870	1	T-Handle Allen Key



### Torque Screwdrivers:

- 0.1 - 3.0 Nm torque screwdriver for valve cores.
- 2.0 - 10.0 Nm torque screwdriver for valve tightening.

### Steel Grommet Tool

- For maximum reuse of existing grommets, preventing breakage.

### T-Bar Handle

- For use with 80080200 for high Nm settings to avoid breaking off the sensor stem.

### One Way Ratchet

- For removal of the TPMS sensor.

### T-Handle Allen Key

- For accurately setting the torque.





# INDEX



# INDEX - BY PART NUMBER

PART NO.	PAGE NO.
<b>Pullers and Separators</b>	
08215000	3
08230000	6
08245000	3
08251900	26
08270000	5
08280000	5
08280500	6
08290000	5
08300000	4
08310000	4
08320000	4
08330000	4
08340000	5
08420000	7
08420600	8
08490000	6
08490300	6
08490500	9, 25
08490600	8
08540000	12
08540300	13
08542100	14
08545000	12
08600000	50
08601000	50
08605300	51
08607000	50
08608000	50
08610000	50
08625000	50
08270500	6
08635000	50
08640000	50
08654400	51
08654500	51
08655000	50
08655400	52
08655500	52
09300000	10
09300500	53
09305300	53
09310000	10
09312000	11
09320000	10
09322000	11

PART NO.	PAGE NO.
09330000	10
09332000	11
09350000	11
09350100	11
09360000	11
09400300	52
09450000	11
09500000	7
09510000	7
09520000	7
09530000	7
09580000	13
09580100	14
09580200	14
09580300	14
09580400	14
09580500	14
09580900	14
09581000	14
09581100	14
09581200	14
09581300	14
09581400	14
09581500	14
09581600	14
09581700	14
09800000	15
09810000	15
09820000	15
12731100	26
14240000	1
14260000	1
14280000	1
14290000	1
14340000	1
14340500	1
14360000	1
14360500	1
14380000	1
14380500	1
14390000	1
14390500	1
14500300	1
150000V2	26
150000XT	27
15002400	26

PART NO.	PAGE NO.
15240000	28
15260000	28
15280000	28
15290000	28
15340000	28
15340500	29
15360000	28
15380000	28
15390000	28
15405300	56
15490000	29
15500000	30
15500300	30
15500800	30
15510500	31, 48
15510000	31
15520000	33
15520800	34
15530500	49
155400V2	35
155405V2	35, 49
155700V2	37
155800V2	38
155900V2	39
15600000	36
18610000	54
18625000	54
18635000	54
18640000	54
18654400	55
18654500	55
18655000	54
18655400	55
18655500	55
19310000	32
19310100	32
19310300	56
19310400	56
19310500	40, 48
19320000	32
19320100	32
20017000	71
20017500	71
20100800	62
20101200	63
20102000	63

PART NO.	PAGE NO.
20200000	64
20201000	64
20202000	64
20203000	65
20204000	65
20205000	66
20300000	67
20301000	67
20302000	67
20305000	68
20039500	71
20500000	69
20501000	69
20502000	69
20505000	70
21200000	65
21200100	65
212050V2	65
<b>Torque</b>	
80080100	73
80080200	73
80002000	73
80105000	73
8011000	74
80120000	74
80130000	74
80134000	74
80134500	75
80140000	74
80040000	75
80050000	75
80050100	75
80050200	75
80055000	76
8005CASE	76
80060000	78
80063100	78
80065500	78
80070000	79
80075000	79
80082000	80
80083000	80
80093500	79

# INDEX - BY DESCRIPTION

DESCRIPTION	PAGE NO.
<b>Pullers &amp; Separators</b>	
1400 Series	1-2
1500 Series Hydraulic Ram	26
1500 Series 8 Tonne Extra Travel Ram	27
4 Way Mini Puller	3
Bearing and Split Collet Extractor Kit	14
Foot Pump - Hydraulic	71
Hand Pump - Hydraulic	71
Multipull® Blind Housing Bearing Remover	15
Press Frame	71
Puller - Fast Fit Micro	3
Puller - Hydraulic - Triple Leg	28
Puller - Hydraulic - Twin Leg	28
Puller - Mechanical - Triple Leg	5
Puller - Mechanical - Twin Leg	4
Puller and Separator Kit - Hydraulic	33-36, 49, 56
Puller and Separator Kit - Mechanical	8-9, 53
Puller Kit - Hydraulic - Twin Leg	29
Puller Kit - Hydraulic - Twin/Triple Leg	29-31, 55
Puller Kit - Mechanical	7, 51-52
Puller Kits - Loadstar - 8, 12, 20 Tonne	62-63
Puller Kits - Loadstar "Plus" - 20, 30, 50 Tonne	64-70
Puller Pack - Multi	52
Puller, Separator and Extractor Kit - Hydraulic	40, 48

DESCRIPTION	PAGE NO.
Pulling Unit - Twin Beam	13
Race Extractors - Internal	11
Separator Kit - Hydraulic	32
Separator Kit - Mechanical - External	10
Separators - Mechanical	7
Slide Hammer Assemblies	12-14
Split Collet Internal Extractor	14
Split Collet Extractor Kit - Internal	13
Thin Jaw - Hydraulic Combination Puller Kit	56
Thin Jaw - Hydraulic Puller	54
Thin Jaw - Hydraulic Puller Kit	55
Thin Jaw - Hydraulic Puller and Separator Kit	56
Thin Jaw - Mechanical Puller	50
Thin Jaw - Mechanical Puller Kit	51-52
Thin Jaw - Mechanical Puller and Separator Kit	53
Thin Jaw - Multi Puller Pack	52
Thread Protector	11
<b>Torque</b>	
Torque Angle Gauges	79
Torque Multipliers	78
Torque Screwdrivers	73
Torque Wrenches	73-76
TPMS Tools and Accessories	80

# Welcome to Sykes-Pickavant

Market leader in the supply of Specialist Automotive Tools & Electronic Service/Diagnostic Equipment

1 2 3 4 5 6 7 8 9 10



Sykes-Pickavant Specialist Tool Solutions

[> View Products](#)













**Product Search**

Enter a Part No or Description below

[▶ Submit](#)

**Latest Promo Brochure**

Follow the link to view the latest promotional brochure, including new products and special offers. [> VIEW HERE](#)

 <b>Suspension Tools</b> <a href="#">&gt;</a>	 <b>Braking Tools</b> <a href="#">&gt;</a>	 <b>Engine Service Tools</b> <a href="#">&gt;</a>	 <b>Workshop Essentials</b> <a href="#">&gt;</a>
 <b>Cooling System Test Tools</b> <a href="#">&gt;</a>	 <b>Compression &amp; Fuel Pressure Test Tools</b> <a href="#">&gt;</a>	 <b>Body Repair Tools</b> <a href="#">&gt;</a>	 <b>Torque</b> <a href="#">&gt;</a>
 <b>Workshop Tools</b> <a href="#">&gt;</a>	 <b>Engine Timing Tools</b> <a href="#">&gt;</a>	 <b>Pullers &amp; Separators</b> <a href="#">&gt;</a>	 <b>Workshop Equipment</b> <a href="#">&gt;</a>

FOR THE LATEST PRODUCT INFORMATION VISIT OUR WEBSITE  
[www.sykes-pickavant.com](http://www.sykes-pickavant.com)



[www.sykes-pickavant.com](http://www.sykes-pickavant.com)

Sykes-Pickavant Ltd, Unit 4 Cannel Road, Burntwood Business Park, Burntwood, Staffordshire, WS7 3FU, United Kingdom

Tel: +44 (0) 1543 679900 Fax: +44 (0) 1543 679901  
e-mail: [sales@sykes-pickavant.com](mailto:sales@sykes-pickavant.com)

COPYRIGHT 2017 - SYKES-PICKAVANT LTD. ALL RIGHTS RESERVED. ALL PRODUCTS SUBJECT TO AVAILABILITY. E&OE.